

# **Leachate Monitoring for the Brogborough Test Cell Project**

**Technical Report  
CWM 169/98**



# **Leachate Monitoring for the Brogborough Test Cell Project**

**Technical Report  
CWM 169/98**



# **Leachate Monitoring for the Brogborough Test Cell Project: Final Report**

TR CWM 169/98

K Blackmore, N C Blakey and K Lewin

Research Contractor:  
WRc plc

**Further copies of this report are available from:  
Environment Agency R&D Dissemination Centre, c/o  
WRc, Frankland Road, Swindon, Wilts SN5 8YF**



**tel: 01793-865000 fax: 01793-514562 e-mail: [publications@wrcplc.co.uk](mailto:publications@wrcplc.co.uk)**



**Publishing Organisation:**

Environment Agency  
Rio House  
Waterside Drive  
Aztec West  
Almondsbury  
Bristol BS32 4UD

Tel: 01454 624400

Fax: 01454 624409

HO-08/98-3-B-BDSY

© Environment Agency 1998

All rights reserved. No part of this document may be reproduced, stored in a retrieval system, or transmitted, in any form or by any means, electronic, mechanical, photocopying, recording or otherwise without the prior permission of the Environment Agency.

The views expressed in this document are not necessarily those of the Environment Agency. Its officers, servant or agents accept no liability whatsoever for any loss or damage arising from the interpretation or use of the information, or reliance upon views contained herein.

**Dissemination status**

Internal: Released to Regions  
External: Released to the Public Domain

**Statement of use**

This report provides technical interpretation of leachate monitoring data, derived from the landfill test cell project, and suggests improvements and amendments to leachate monitoring protocols, used to assess the progression of waste stabilisation in landfills.

**Research contractor**

This document was produced under R&D Project EPG 1/7/13 by:

WRc plc  
Henley Road  
Medmenham  
Marlow  
Buckinghamshire  
SL7 2HD

Tel: 01491 571531 Fax: 01491 579094

WRc Report No.: EA 4494/08825-2

**Environment Agency Project Leader**

The Environment Agency's Project Leader for R&D Project EPG 1/7/13 was:  
Dr Louise de Rome, ETSU, 156 Harwell, Didcot, Oxon OX11 0RA





## **FOREWORD**

The Brogborough test cell project began in 1986 with the intention of determining how landfill gas production could be influenced by waste composition as well as landfill practices. The study has therefore involved the monitoring of leachate and gas production and quality, and of the conditions inside the cells. Over the years the project has received support from the Department of Trade and Industry (through ETSU), Department of the Environment and latterly the Environment Agency.

The main project has been managed by AEA Technology plc (the National Environmental Technology Centre, formerly the Environmental Safety Centre) and WRc has had an involvement throughout the project, both at Steering Group level and with leachate quality monitoring. This report describes the leachate monitoring programme carried out by WRc, between October 1994 and December 1997, under contract to the Wastes Technical Division of the Department of the Environment, now part of the Environment Agency (EA).

The authors acknowledge the support and assistance of Dr Martin Meadows, and latterly Dr Louise de Rome, for discussion and advice in their role as Project Manager for this contract. The opinions expressed in this report are those of the authors and do not necessarily represent those of the Environment Agency.



| <b>CONTENTS</b>   | <b>Page</b> |
|---|-------------|
| <b>FOREWORD</b>   | <b>i</b>    |
| <b>LIST OF TABLES</b>   | <b>iv</b>   |
| <b>LIST OF FIGURES</b>  | <b>v</b>    |
| <b>EXECUTIVE SUMMARY</b>  | <b>1</b>    |
| <b>KEY WORDS</b>  | <b>4</b>    |
| <b>1. INTRODUCTION</b>  | <b>5</b>    |
| 1.1 Study Background  | 5           |
| 1.2 Study aims and objectives   | 5           |
| 1.3 Report structure and outline content  | 6           |
| <b>2. WORK PROGRAMME</b>  | <b>7</b>    |
| 2.1 Background  | 7           |
| 2.2 Sampling visits   | 7           |
| 2.3 Outline sampling plan   | 7           |
| <b>3. LEACHATE SAMPLE HANDLING INVESTIGATIONS</b>                               | <b>9</b>    |
| 3.1 Preamble  | 9           |
| 3.2 Objectives  | 10          |
| 3.3 Sample handling and treatment options investigated                          | 10          |
| 3.4 Field protocols used for each sampling event (October 1994 - December 1997) | 11          |
| 3.5 Results (October 1994 - December 1997)                                      | 14          |
| 3.6 Discussion  | 19          |
| <b>4. LONG TERM LEACHATE MONITORING AT BROGBOROUGH</b>                          | <b>27</b>   |
| 4.1 General comment on the presentation of analytical data                      | 27          |
| <b>5. DISCUSSION</b>  | <b>41</b>   |
| 5.1 Trends in leachate chemistry  | 41          |

|           |   |           |
|-----------|---|-----------|
| <b>6.</b> | <b>CONCLUSIONS AND RECOMMENDATIONS</b>  | <b>47</b> |
| 6.1       | Sample pre-treatment in the field   | 47        |
| 6.2       | Sample handling in the field and laboratory                                     | 48        |
| 6.3       | Sample pre-treatment (field and laboratory) effects on ion balance calculations | 48        |
| 6.4       | Summary recommendations   | 49        |
| 6.5       | Design considerations and indicators for efficient bio-reactive landfills       | 50        |
|           | <b>REFERENCES</b>   | <b>53</b> |

## APPENDICES

|            |   |    |
|------------|---|----|
| APPENDIX A | WRc PROTOCOLS AND RECORD SHEETS                                 | 55 |
| APPENDIX B | BOREHOLE PURGING RECORD SHEETS, AS COMPLETED BY SHANKS & McEWAN | 61 |
| APPENDIX C | ANALYTICAL RESULTS  | 85 |
| APPENDIX D | ION BALANCE CALCULATION   | 97 |

## LIST OF TABLES

|                   |  |    |
|-------------------|--|----|
| Table 3.1         | Data for March 1995 showing the effects of on-site filtration and laboratory pre-treatment options on landfill leachate analyses   | 14 |
| Table 3.2         | Ion balance summary data for the March 1995 <i>unfiltered</i> samples showing the effect of alkalinity determinations carried out at pH 3 and pH 4.5   | 18 |
| Table 3.3         | Ion balance summary data for the February 1996 samples showing the effect of 1.2 and 0.45 µm filters   | 18 |
| Table 3.4         | Ion balance summary data for the February 1997 samples, prepared using 0.45 µm filters and then either analysed undigested or analysed after settlement and digestion or after direct digestion without settlement | 19 |
| Table 4.1         | Experimental variables for the Brogborough test cells  | 27 |
| Appendix Table C1 | Brogborough leachate analyses  | 87 |
| Appendix Table C2 | Brogborough volatile fatty acid results  | 93 |
| Appendix Table C3 | Leachate levels data (boreholes C, Cells 1 - 6)  | 95 |
| Appendix Table D1 | Ion balance program for leachates  | 98 |

## LIST OF FIGURES

|             |  |    |
|-------------|--|----|
| Figure 3.1  | The effects of on-site filtration and laboratory pre-treatment options on the analysis of manganese, nickel and zinc in landfill leachate (for code interpretation, see Table 3.1) | 16 |
| Figure 3.2  | The effects of on-site filtration and laboratory pre-treatment options on the analysis of iron in landfill leachate (for code interpretation, see Table 3.1)                       | 17 |
| Figure 4.1  | pH - Cells 1 - 4   | 29 |
| Figure 4.2  | Temperature of leachate - Cells 1 - 4  | 29 |
| Figure 4.3  | COD concentrations - Cells 1 - 4   | 30 |
| Figure 4.4  | TVA concentrations - Cells 1 - 4   | 30 |
| Figure 4.5  | Chloride concentrations - Cells 1 - 4  | 31 |
| Figure 4.6  | Ammonia concentrations - Cells 1 - 4   | 31 |
| Figure 4.7  | Zinc concentrations - Cells 1 - 4  | 32 |
| Figure 4.8  | Nickel concentrations - Cells 1 - 4  | 32 |
| Figure 4.9  | pH - Cells 5 and 6 compared to the average of Cells 1 and 2  | 33 |
| Figure 4.10 | Temperature of leachate - Cells 5 and 6 compared to the average of Cells 1 and 2   | 33 |
| Figure 4.11 | COD concentrations - Cells 5 and 6 compared to the average of Cells 1 and 2  | 34 |
| Figure 4.12 | TVA concentrations - Cells 5 and 6 compared to the average of Cells 1 and 2  | 34 |
| Figure 4.13 | Chloride concentrations - Cells 5 and 6 compared to the average of Cells 1 and 2   | 35 |
| Figure 4.14 | Ammonia concentrations - Cells 5 and 6 compared to the average of Cells 1 and 2  | 35 |
| Figure 4.15 | Zinc concentrations - Cells 5 and 6 compared to the average of Cells 1 and 2   | 36 |
| Figure 4.16 | Nickel concentrations - Cells 5 and 6 compared to the average of Cells 1 and 2   | 36 |
| Figure 4.17 | Volatile fatty acid concentrations - Cells 1 to 3  | 37 |
| Figure 4.18 | Volatile fatty acid concentrations - Cells 4 to 6  | 38 |
| Figure 4.19 | Leachate levels in borehole C in Cells 1 - 6   | 39 |
| Figure 5.1  | Depth of leachate in the cells prior to purging (c.f. Figure 4.19)   | 42 |



## **EXECUTIVE SUMMARY**

### **PROJECT OBJECTIVES**

This project was commissioned by the Department of the Environment, now the Environment Agency, in order to:

- support the Brogborough test cells project by carrying out regular sampling and analysis of the leachate pumped from the experimental cells and to provide technical advice and interpretation of the leachate chemistry to the Steering Group;
- provide the Waste Technical Division of the Department of the Environment, now part of the Environment Agency (EA), with feedback on the use of leachate monitoring protocols provided in a previous study and to suggest improvements or amendments as they were identified.

### **TECHNICAL BACKGROUND TO THE PROJECT**

Six experimental test cells, at Shanks and McEwan's Brogborough landfill site, near Bedford, have been used to study landfill gas production and its enhancement under different operational and waste management procedures over the past ten years. The project has been managed by AEA Technology plc (the National Environmental Technology Centre, formerly the Environmental Safety Centre) and WRc has had an involvement throughout the project, both at Steering Group level and with leachate quality monitoring.

As the trials have progressed, leachate monitoring data have been interpreted and presented to the Steering Group at regular intervals, in order to provide additional supporting information to the project as a whole.

The report which follows describes the leachate monitoring programme carried out between October 1994 and December 1997 under contract to the Wastes Technical Division of the Department of the Environment, now part of the Environment Agency (EA).

### **OVERVIEW OF THE WORKING PROGRAMME**

Leachate monitoring exercises were conducted more or less quarterly during the course of the contract. Prior to each planned exercise, leachate access wells were purged using on-site submersible pumps. The monitoring exercises were undertaken on the following day, entailing the collection of leachate samples and the conduct of on-site determinations. A sampling plan, with associated record sheets, was devised and utilised by monitoring staff. On-site determinations included leachate pH, temperature and electrical conductivity. Laboratory analyses included chloride, sulphate, ammoniacal nitrogen, total alkalinity (as CaCO<sub>3</sub>), nitrite-nitrogen, nitrate-nitrogen, phosphate, sodium, potassium, calcium, magnesium, iron, manganese, cadmium, copper, nickel, zinc, BOD, COD, TOC, and volatile fatty acids.

A variety of sample handling options have been tested during the contract period, including the use of in-line filters as opposed to separate filtration apparatus. Other laboratory pre-treatment options prior to analysis have also been investigated.

## **SUMMARY OF THE MAIN FINDINGS**

### **Field protocols and sample handling**

Results presented in the report reinforce the conclusion that it is more important to use appropriate filtration techniques on-site than to put undue emphasis on sample pre-treatment in the laboratory. Significant improvements in sample integrity, and the resulting quality of the data (particularly for heavy metal determinations), can be achieved by employing on-site filtration during landfill monitoring exercises.

In-line disposable filters were much easier to use in the field compared with the alternative separate filtration apparatus. Although the cost of a disposable filter is in the region of £12 per sample (1997), we argue that this is adequately compensated for by efficiency of use when compared with the alternative cheaper, but more time consuming, approaches. In addition, the consistency and quality of the data generated and the level of confidence in its use can be much improved. The use of ion balance calculations in the quality assurance/quality control aspects of the exercise can assist in achieving these improvements.

We recommend using 0.45  $\mu\text{m}$  filters to prepare leachate samples for dissolved metal determinations (both major cations and heavy metals) rather than 1.2  $\mu\text{m}$ . Large capacity 0.45  $\mu\text{m}$  are as easy to use in the field as 1.2  $\mu\text{m}$  filters, consistency with groundwater filtration is achieved and there are additional cost advantages.

Alkalinity determinations to an endpoint of pH 4.5, as opposed to pH 3, generally returned better ion balances for landfill leachates. The complex chemical characteristics of leachate, and in particular the influence of volatile fatty acids and ammoniacal nitrogen on alkalinity determinations, adversely affect ion balances.

### **Trends in leachate depth and chemistry**

Leachate levels in all the cells are unique although the underlying trends in Cells 1, 2, 4 and 6 have been similar. Since January 1994, these levels have continued to rise approximately 1-2 m  $\text{yr}^{-1}$ . Although the leachate level in Cell 5 (containing sewage sludge) was much higher than in the other cells at the start of the reported monitoring programme, the rise of 0.5 m in 1994 has declined further. Leachate level behaviour in Cell 3 is less easily explained. Preferential flow paths around the well casing, exacerbated by localised ponding of rain water, and the effects of liquid injection to the cell in February 1994, complicate the picture.

The organic strength of the leachate in Cell 1 has continued to decline along with the establishment of more neutral pH conditions. Generally, a shift from acetogenic conditions to a more optimised methanogenic state within the saturated regions of Cells 1 to 4 is assumed. General trends for other determinands have tended to become more consistent between cells since the initiation of the well purging strategy back in January 1994, although heavy metal



leaching has been found to be influenced by pH conditions as well as by the presence of organic ligands.

Leachate temperature, although influenced by the underlying seasonal trend, has continued to rise during the monitoring period and currently lies between 30 and 35 °C in all the cells.

Chloride and ammoniacal nitrogen concentrations are lower in Cell 6 compared with the average value found in Cells 1 and 2. This is believed to be due to the diluting influence of the inert trade waste contained in this cell. In general, there has been a much more rapid assimilation of readily degradable organics in Cells 5 and 6, in comparison with the collective control data.

Our general conclusion is that the addition of digested sewage sludge has assisted in 'switching' on the waste stabilisation processes within the waste mass at an early stage following waste emplacement. There appears to be few disincentives from a waste stabilisation point of view and, although the total nitrogen and heavy metal content of the cell was higher than in the control cells at emplacement, this has not given rise to exceptional concentrations in the leachate over time.

Like the sludge co-disposal trial, there is some evidence that the addition of commercial and non-hazardous (more inert) waste to Cell 6 had a beneficial effect in accelerating the onset of methanogenic conditions.

## **RECOMMENDATIONS**

### **Field protocols and sample handling**

The use of in-line disposable filters are recommended in preference to either on-site filtration apparatus or filtration on return to the laboratory. Filtration is most important for heavy metal determinations whereas other general determinands, and in particular BOD, COD, TOC and other organic parameters such as pesticides and hydrocarbons, should still be carried out on unfiltered samples containing appropriate preservative where deemed necessary.

WRc recommend that 0.45 µm large capacity, pleated, in-line filters should be used for field based filtration of landfill leachates.

Alkalinity determinations should be carried out using the pH 4.5, rather than the pH 3, endpoint since the latter returns ion balances with unacceptable cation deficiencies. In general balances in error by more than 15% should be investigated further, in discussion with the analyst.

Routine ion balance checks should be incorporated into the sampling plan of a monitoring exercise. The results of these check samples should be reviewed by the responsible officer and then discussed with the field monitoring staff.

### **Design considerations for efficient bio-reactive landfills**

The distribution and development of saturated moisture conditions within wastes is regarded as essential for the optimisation of conditions conducive to rapid anaerobic digestion under

landfill conditions. The Brogborough test cells have provided further evidence to back up these claims and have provided some important indicators as to how a more optimised, bioreactor approach could be developed through further research and development work. Valuable data, which could be used in the study of the mixing and hydrodynamics of water flow in landfills, has been generated by the study, although this could be improved by surveying each of the leachate monitoring wells to a common datum.

Leachate monitoring at the cells has indicated that acetogenic and methanogenic conditions co-exist without detriment to gas production. However, methanogenic conditions were generally found to be associated with the saturated basal layers of waste in each cell. This contrasts with acetogenic conditions, which tend to be associated with the drier, unsaturated upper layers of waste.

It follows that controlled irrigation or recirculation of methanogenic leachate to capped waste should be one way of bringing about a more rapid stabilisation of landfilled waste in a sustainable landfill development. In recognition that the saturated basal layers of landfills could be encouraged to become more efficient in methane production, and irrigation or recirculation of leachate is one way that this could be brought about, studies should concentrate on the engineering requirements that would enable this to be achieved in a controlled and predictable way. In addition, process control 'tools' need to be developed which will allow a degree of feedback control on the process. The use of *in situ* hydrogen measurements within the unsaturated and saturated zones of waste may provide some means of achieving this objective.

Field sampling strategies designed to monitor the development and progress of bio-reactive conditions within a modern landfill should incorporate a leachate purging requirement prior to any sampling activity. Over-reliance on baling techniques during earlier phases of the Brogborough trials emphasised the ease with which erroneous conclusions were reached concerning the status of conditions within the wastes. If this is not appreciated, use of data of this kind can mislead site management, or those with regulatory responsibilities, and incur significant wastage of time and resources. The study has also indicated that an important release controlling parameter for metals is pH. Examination of this data set alongside that from other landfills, in ways that expose these controls, could demonstrate consistency in the way materials leach in the long term in landfills. Such information could be used to develop acceptance criteria and waste pre-treatment requirements for landfill disposal.

## **KEY WORDS**

Landfill monitoring, landfill leachate, sample pre-treatment, sampling protocols, bioreactor landfill, waste stabilisation.

# 1. INTRODUCTION

## 1.1 Study Background

Over the past ten years, six experimental test cells at Shanks and McEwan's Brogborough landfill site, near Bedford, have been used to study landfill gas production and its enhancement using different waste mixes and emplacement techniques. The project has been managed by AEA Technology plc (the National Environmental Technology Centre, formerly the Environmental Safety Centre) and WRc has been involved throughout the project, both at Steering Group level and carrying out leachate quality monitoring. As the trials have progressed, leachate monitoring data have been interpreted and presented to the Steering Group at regular intervals, in order to provide additional supporting information to the project as a whole.

Following recommendations by WRc that the leachate sampling protocol should be adjusted to allow the purging of the access wells and the removal of more representative liquors, *in situ* inertial pumps were installed in 1992. These allowed the removal of stagnant leachate, ensuring that more mobile leachate could be sampled and analysed, thus improving the data which was being used to assess the progression of waste stabilisation.

Experience from this modified monitoring programme led to adjustments of the recommended sampling technique for landfill leachate, especially where sampling is carried out to monitor the progression of waste stabilisation. At the same time it became clear that a short study was appropriate to:

- investigate different aspects of a revised approach to landfill leachate monitoring so that recommendations could be made to the Environment Agency on the most appropriate approach for monitoring waste stabilisation in landfills; and
- to provide further advice and interpretation of the leachate chemistry for the benefit of the Steering Group.

This report describes the work programme, conducted between early 1994 and December 1997, which was designed to address the above issues.

## 1.2 Study aims and objectives

This project was originally commissioned by the Department of the Environment, although in its latter stages has been managed by the Environment Agency, with the following objectives:

- to support the Brogborough test cells project by carrying out regular sampling and analysis of the leachate pumped from the experimental cells and to provide technical advice and interpretation of the leachate chemistry to the Steering Group;

- to provide the Environment Agency, with technical feedback on the use of leachate monitoring protocols provided in a previous study<sup>1</sup> and to suggest improvements or amendments as they are identified.

### **1.3 Report structure and outline content**

Our report begins with a brief overview of the field working programme, including the sampling plan adopted (Section 2). Precise details of the plan are provided in Appendix A.

Section 3 presents the results of the leachate sample handling investigations, designed to provide feedback on the application of leachate sampling techniques, whilst Section 4 presents the leachate chemistry of the trial. Discussion on the trends in leachate chemistry, and how this has provided insight into the status of waste stabilisation within the cells, can be found in Section 5.

Section 6 draws together the main issues raised in the report, and makes suggestions and recommendations relating to future studies on the stabilisation of refuse in landfill sites and the implementation of monitoring programmes.

Our comments on waste stabilisation are made in isolation of the information derived by the main contractors of the overall study (NETCEN) and therefore do not represent an in-depth assessment of all available information. This report, therefore, provides a specific contribution to the understanding of the landfill gas enhancement study as a whole.

<sup>1</sup> See Blakey *et al* (1997) Guidelines for monitoring leachate and groundwater at landfill sites. Environment Agency report CWM 062/97C.

## **2. WORK PROGRAMME**

### **2.1 Background**

Prior to the summer of 1992, all leachate analyses were carried out on samples of free standing liquor collected from the base of each of the six Brogborough test cells. These analyses appeared to indicate that all the test cells had moved rapidly from acetogenic to methanogenic conditions, typified by low organic content and near neutral pH conditions. Beyond the summer of 1992, samples extracted under a revised sampling plan showed that this was not the case. Here, organic substrates, in the form of volatile acids, low pH conditions and increased concentrations of other inorganic constituents indicated that significant acetogenic conditions were still in existence within the waste mass.

Monitoring, under the revised sampling plan, ceased in December 1992, before trends in the data could be established. A short interim contract was agreed with ETSU, on behalf of the Department of Trade and Industry, in January 1994 which allowed the completion of five additional monitoring exercises up to May 1994. This additional monitoring was carried out using the revised sampling plan.

Although the study reported here primarily relates to sampling carried out between October 1994 and December 1997, the ETSU study results are reported for completeness.

### **2.2 Sampling visits**

Samples were collected from the six cells approximately quarterly between October 1994 and December 1997. One of the planned sampling trips (January 1995) had to be cancelled because of localised flooding in the area of the experimental landfill cells.

### **2.3 Outline sampling plan**

The aim of the sampling programme was to monitor the trends in leachate chemistry, at the Brogborough test cells, in a way that provided insight into the progress of waste stabilisation within each of the six cells.

Immediately prior to the planned monitoring trips, Shanks and McEwan personnel assisted in purging the leachate monitoring boreholes, using on-site submersible pumps. Several well volumes of leachate were removed in order to purge the wells of 'stagnant' leachate. WRc staff visited the following day to collect samples for analysis and conduct on-site determinations.

A sampling plan, with associated record sheets, was devised and utilised by both WRc and Shanks and McEwan personnel. This plan was based on the previous work undertaken by WRc on behalf of ETSU (Blakey and Bradshaw 1994). An amended version of the

generic plan is provided at Appendix A, for reference. While the general detail of the sampling plan remained consistent throughout this reported phase of the project, specific details of sample handling were adjusted from trip to trip. This was necessary to allow investigations on filtration strategy.

Parameters measured at the time of on-site sampling included leachate pH, temperature and electrical conductivity.

The recovered leachate samples were submitted for laboratory analyses at WRc Medmenham for a range of determinands, namely: chloride, sulphate, total alkalinity as CaCO<sub>3</sub>, ammoniacal nitrogen, nitrite-nitrogen, nitrate-nitrogen, phosphate, sodium, potassium, calcium, magnesium, iron, manganese, cadmium, copper, nickel, zinc, BOD, COD, TOC, and volatile fatty acids.

Samples collected for nitrogen, phosphorus, volatile fatty acids and heavy metal determinations were collected in separate bottles containing appropriate preservatives.

### 3. LEACHATE SAMPLE HANDLING INVESTIGATIONS

#### 3.1 Preamble

Leachates are highly complex, chemically unstable solutions which change on contact with air. To minimise the effect of storage on the quality of leachate from the Brogborough test cells, WRc have traditionally carried out the determination of the unstable parameters pH, electrical conductivity (and latterly temperature) as soon as possible after sampling, usually at the well head. Samples collected between 1989 and 1992 were always filtered through 1.2 µm pore size filters in order to calculate suspended solids content; the filtrate was then sub-sampled and preserved as appropriate, prior to submission to the analytical laboratory for analysis. Landfill leachates are difficult matrices to filter due to their high organic content and suspended solids load. Consequently, the filtration of sufficient sample is a time consuming process. The filtering was therefore conducted in the laboratory, not in the field.

Traditionally the dividing line between the dissolved and suspended fraction of a **groundwater** sample has been taken to be 0.45 µm. This is an arbitrary value but the use of 0.45 µm pore size filters to collect groundwater samples for dissolved metal determinations is standard. The addition of an acid preservative is usually carried out prior to analysis, preferably immediately after filtration in the field, to prevent the precipitation of heavy metals from solution. By removing the suspended fraction the impact of material that may have fallen into the borehole during sampling or generated by reaction with the borehole lining material is eliminated.

For leachates, sample handling practices have been variable and clear-cut guidance unavailable. For example, whether determinations of the total or just the dissolved metal contaminants are required is often not questioned. WRc, in common with other laboratories that analyse waste waters, conducts an acid digestion on landfill leachate samples prior to analysis. This process ensures that any materials which may have precipitated out of solution are re-dissolved prior to analysis. Where unfiltered samples are digested and analysed for heavy metals, 'total' rather than 'dissolved' metals will be determined.

As disposable filter capsules with large surface areas have become available, it has now become feasible to undertake the filtration of leachate samples in the field, in much the same way as for groundwaters. But, for those with the responsibility for developing a sampling plan before the start of a leachate sampling exercise, a decision needs to be made on:

- whether the samples should be filtered;
- if filtering is considered necessary, which portion(s) of the sample submitted for different determinands would benefit from this sample pre-treatment.

In order to provide an element of quality assurance in a sampling programme, responsible parties are encouraged to include comprehensive analytical suites which allow ion balances to be calculated. These provide the means of checking the validity of the laboratory analyses. Varying the sample handling techniques could cause ionic imbalances that would go unnoticed if not investigated.

In summary therefore, the long-term monitoring programme at the Brogborough test cells has been used as a vehicle for testing the ease of use of field filtration techniques, the effect of a range of sample handling and pre-treatment methods on the analytical data and to determine which combination of pre-treatments would least disrupt the ion balance of the analyses.

## **3.2 Objectives**

The objectives of the programme were to determine whether the filtration and digestion of samples prior to analysis would significantly affect the ion balance calculation and to modify the leachate monitoring protocols to ensure that variations in analytical results, and therefore the ion balance calculations, were not due to errors introduced by sampling handling techniques.

## **3.3 Sample handling and treatment options investigated**

### **3.3.1 Filtration**

Three filtration options are available to field technicians undertaking landfill monitoring:

1. *No filtration:* Samples are collected in one or two bottles and passed to the analytical laboratory for sub-sampling and analysis, with no further pre-treatment.
2. *Laboratory filtration:* Samples are filtered and transferred to pre-preserved bottles as appropriate on return to the laboratory (i.e. within 4 to 8 hours of sample collection). This had been our approach for the Brogborough leachates up until the start of the reported working programme. Samples were processed on return to the laboratory by vacuum filtration, using 150 mm diameter GF/C filter papers. This procedure may also reflect the practice of field technicians who deliver leachate samples untreated, but where the analytical laboratory sub-divides and filters/preserves the sample on receipt.
3. *On-site filtration:* the samples can be filtered at the well-head using:
  - vacuum filtration or pressure filtration using portable filtration apparatus;  
or
  - a small diameter 0.45 µm filter paper in an on-line reusable filter holder; or



- on-line single-use 1.2 or 0.45 µm filter capsules with pleated membranes which offer a large surface area for filtration.

All three main filtration options have been compared using the Brogborough leachates.

### **3.3.2 Digestion of sample prior to analysis**

Landfill leachates are commonly digested prior to analysis. The samples have 5 ml of 5M nitric acid per 50 ml of sample added to them. The 55 ml of acidified sample is then boiled down to about 5 ml and then made up to 50 ml with deionised water. This is carried out particularly when samples collected for heavy metals have not been preserved. This procedure ensures that heavy metal precipitates are taken back into solution prior to analysis.

For certain sampling trips, duplicate samples were collected for each type of filtration option, with one sample digested prior to analysis and the other treated as received. Where unfiltered samples have been collected, these have generally been digested prior to analysis. The necessity of digesting samples when they have been appropriately prepared in the field has been assessed.

### **3.3.3 Selection of end-point pH for alkalinity titration**

The standard protocol for the distribution of alkalinity in relatively clean water samples dictated that the end-point for the titration is taken to be pH 4.5. However, a lower end-point is suggested for leachates due to additional contribution to alkalinity from ammoniacal nitrogen and volatile fatty acids. Both these constituents can be present in significant concentrations in landfill leachates. An experiment was therefore devised whereby duplicate samples for alkalinity determinations at pH 4.5 and pH 3 were taken. The ion balance calculations, using both sets of results, were compared to allow a recommendation on the best approach.

## **3.4 Field protocols used for each sampling event (October 1994 - December 1997)**

### **3.4.1 Methodology**

Shanks and McEwan personnel purged the leachate monitoring boreholes before each sampling event - usually the day before. Boreholes were pumped until three well volumes of the leachate column had been removed or until the borehole ran dry, whichever occurred first. The sampling plan record sheets detailing the borehole purging for each visit are included in Appendix B. Boreholes were then left overnight to recharge before being sampled by WRc personnel the following day.

Unstable parameters (EC, pH and temperature) were measured on the pumped leachate at the time of sampling.

The various sample handling procedures adopted on each visit are summarised below:

- (a) *4 October 1994* - Several methods of filtration were tried to assess their ease of use:
- 0.45 µm filter papers in a re-usable portable pressure filtration unit;
  - single-use small volume in-line units containing flat 0.45 µm membrane filters;
  - single-use large-volume pleated filter capsules containing 1.2 µm pore size filters.

Duplicate samples were collected to examine quality assurance aspects connected with sample pre-treatment prior to laboratory submission.

- (b) *2 March 1995* - This planned winter trip was delayed by poor ground conditions on site. Sample handling techniques on this occasion included the use of both 1.2 and 0.45 µm disposable in-line filter capsules. These were attached directly to the end of the discharge tubing from the *in situ* pumps.

Samples were analysed for the full analytical suite (including volatile fatty acids) so that the ion balance could be calculated for the analytical data. This was to provide an additional check on the overall integrity of the sample handling and analytical work associated with landfill leachate monitoring.

- (c) *6 July 1995* - Samples collected for BOD, COD and TOC determinations were not filtered. Leachates collected for heavy metal determinations were filtered using 0.45 µm disposable filter capsules attached to the pump discharge line. Remaining samples (major anions) were filtered through 1.2 µm filters.
- (d) *8 November 1995* - Samples collected for BOD, COD and TOC determinations were not filtered. All other samples were passed through in-line 1.2 µm pore size filters.
- (e) *29 February 1996* - The effects of various filter pore size - 1.2 and 0.45 µm, were investigated further to confirm the trends in ion balance and sample integrity which were observed in earlier results. Samples collected for BOD and TOC determinations were not filtered. Samples collected for other parameters, including COD, were filtered through both 1.2 and 0.45 µm filter capsules. An ion balance of both sets of analyses was calculated.
- (f) *25 April 1996* - Samples were collected according to the sampling plan with in-line filtration being carried out with 1.2 µm filters, where appropriate.
- (g) *20 June 1996* - Field filtration of appropriate samples was carried out at both 1.2 µm and 0.45 µm pore size. A duplicate 1.2 µm filtered sample was also collected from one of the cells for comparison. Samples for determinations of BOD, COD and TOC samples were collected directly from the discharge tubing without filtration.

- (h) *11 December 1996* - Field filtration of appropriate samples was carried out using 0.45 µm pore size. At one cell, duplicate filtered samples and a range of unfiltered samples were collected to study the effects of not filtering in the field and the difference in results obtained due to various sample handling by the lab, for example immediate analysis, analysis following storing for two days and the effects of digestion.
- (i) *6 February 1997* - Field filtration of appropriate samples was carried out using 0.45 µm pore size. Further studies on digestion of samples and the effect on ion balance were assessed.
- (j) *10 July 1997* - Field filtration of appropriate samples was carried out using 0.45 µm pore size. Unfortunately a number of cells were now difficult to purge due to collapse or distortion of the boreholes. Only Borehole 3 could be purged for three well volumes. Borehole 6 was blocked at about 9 metres and neither purging nor sampling were possible. Borehole 2 had been infilled.
- (k) *23 September 1997* - Field filtration of appropriate samples was carried out using 0.45 µm pore size. Duplicate metals and volatile fatty acid samples were collected from Cell 5. Cells 1, 3, 4 and 5 sampled.
- (l) *7 November 1997* - Field filtration of appropriate samples was carried out using 0.45 µm pore size. Cells 1, 3, 4 and 5 sampled.

### 3.4.2 Comment

The use of the low-volume portable filtration system used in October 1994 proved difficult to use for two reasons:

- the small diameter (approximately 4 cm) membrane filter papers, having a low cross sectional area, did not perform well due to clogging. The filters had to be replaced numerous times to prepare sufficient leachate from each borehole for analysis, and;
- rinsing equipment between samples was time consuming and introduced opportunities for contamination of the samples.

From March 1995 filter capsules of 1.2 and 0.45 µm were used as appropriate. Both types performed well, enabling sufficient volumes of samples to be filtered directly into sample bottles. A considerable amount of field technician time was saved by using this equipment. Although only one unit could be used per sample, single use ensured that cross-contamination between boreholes was avoided. These advantages more than compensated for the additional consumable cost of the filter capsules, in comparison with more conventional equipment.

### 3.5 Results (October 1994 - December 1997)

#### 3.5.1 Presentation of data

The full results of the Brogborough monitoring programme are presented in Appendix C.

To summarise the various handling techniques adopted, a coding system has been applied to the tabulated data. This is explained as follows:

- UF = unfiltered sample;
- 1.2 µm = pore size of filter through which sample was passed;
- 0.45µm = pore size of filter through which sample was passed;
- G and W = refer to different makes of filter;
- D = metals sample was digested in the laboratory prior to analysis;
- a & b = duplicate samples with the same sample handling procedures;

The most detailed investigation into the effect of sample handling on major and trace metal determinations was carried out in March 1995: duplicate samples, filtered through 1.2 and 0.45 µm capsules, were submitted for analysis together with an unfiltered sample. Each filtered sample was subdivided in the laboratory, with one part digested and the other not digested prior to analysis by ICP. These results are presented in Table 3.1, and graphically in Figures 3.1 and 3.2, and provide the basis of the following narrative.

**Table 3.1 Data for March 1995 showing the effects of on-site filtration and laboratory pre-treatment options on landfill leachate analyses**

Test cells leachate analysis : Cell No. 1 - metal results (mg l<sup>-1</sup>)

| Date     | Filter   | Na   | Mg  | K    | Ca  | Cr     | Mn   | Fe   | Ni   | Cu     | Zn   | Cd     |
|----------|----------|------|-----|------|-----|--------|------|------|------|--------|------|--------|
| 01/03/95 | UF       | 1360 | 123 | 1170 | 114 | 0.07   | 0.28 | 25.4 | 0.30 | <=0.02 | 2.69 | <=0.02 |
| 01/03/95 | D 1.2µm  | 1490 | 132 | 1260 | 115 | 0.06   | 0.20 | 15.9 | 0.28 | <=0.02 | 2.09 | <=0.02 |
| 01/03/95 | 1.2µm    | 1490 | 132 | 1260 | 114 | <=0.05 | 0.20 | 15.5 | 0.21 | <=0.02 | 2.05 | <=0.02 |
| 01/03/95 | D 0.45µm | 1470 | 133 | 1260 | 114 | 0.06   | 0.20 | 11.4 | 0.27 | <=0.02 | 0.07 | <=0.02 |
| 01/03/95 | 0.45µm   | 1500 | 136 | 1290 | 116 | 0.06   | 0.20 | 11.4 | 0.29 | <=0.02 | 0.04 | <=0.02 |

Test cells leachate analysis : Cell No. 2 - metal results (mg l<sup>-1</sup>)

| Date     | Filter   | Na   | Mg  | K    | Ca   | Cr     | Mn   | Fe   | Ni   | Cu     | Zn   | Cd     |
|----------|----------|------|-----|------|------|--------|------|------|------|--------|------|--------|
| 01/03/95 | UF       | 1660 | 162 | 1270 | 99.5 | <=0.05 | 0.10 | 9.80 | 0.19 | <=0.02 | 1.27 | <=0.02 |
| 01/03/95 | D 1.2µm  | 1580 | 155 | 1210 | 91.0 | <=0.05 | 0.08 | 8.30 | 0.17 | <=0.02 | 0.64 | <=0.02 |
| 01/03/95 | 1.2µm    | 1660 | 164 | 1270 | 95.3 | <=0.05 | 0.07 | 8.20 | 0.12 | <=0.02 | 0.62 | <=0.02 |
| 01/03/95 | D 0.45µm | 1630 | 161 | 1250 | 94.4 | <=0.05 | 0.08 | 5.24 | 0.15 | <=0.02 | 0.09 | <=0.02 |
| 01/03/95 | 0.45µm   | 1680 | 164 | 1290 | 97.1 | <=0.05 | 0.07 | 4.69 | 0.14 | <=0.02 | 0.08 | <=0.02 |

**Test cells leachate analysis : Cell No. 3 (Recirculation) - metal results (mg l<sup>-1</sup>)**

| Date     | Filter   | Na  | Mg  | K   | Ca  | Cr     | Mn   | Fe   | Ni     | Cu     | Zn   | Cd     |
|----------|----------|-----|-----|-----|-----|--------|------|------|--------|--------|------|--------|
| 01/03/95 | UF       | 738 | 122 | 557 | 269 | <=0.05 | 1.26 | 58.1 | 0.21   | <=0.02 | 3.16 | <=0.02 |
| 01/03/95 | D 1.2µm  | 647 | 118 | 463 | 268 | <=0.05 | 0.81 | 2.26 | 0.11   | <=0.02 | 0.19 | <=0.02 |
| 01/03/95 | 1.2µm    | 685 | 123 | 490 | 282 | <=0.05 | 0.84 | 2.13 | <=0.05 | <=0.02 | 0.15 | <=0.02 |
| 01/03/95 | D 0.45µm | 645 | 118 | 462 | 269 | <=0.05 | 0.82 | 1.54 | 0.10   | <=0.02 | 0.10 | <=0.02 |
| 01/03/95 | 0.45µm   | 689 | 125 | 494 | 287 | <=0.05 | 0.87 | 1.55 | 0.08   | <=0.02 | 0.08 | <=0.02 |

**Test cells leachate analysis : Cell No. 4 (Gas Collection) - metals results (mg l<sup>-1</sup>)**

| Date     | Filter     | Na   | Mg  | K    | Ca   | Cr     | Mn   | Fe   | Ni     | Cu     | Zn     | Cd     |
|----------|------------|------|-----|------|------|--------|------|------|--------|--------|--------|--------|
| 01/03/95 | UF         | 1830 | 154 | 1560 | 70.1 | 0.13   | 0.43 | 45.3 | 0.24   | <=0.02 | 2.61   | <=0.02 |
| 01/03/95 | D 1.2µm a  | 1790 | 148 | 1520 | 49.3 | 0.12   | 0.10 | 2.52 | 0.18   | <=0.02 | 0.16   | <=0.02 |
| 01/03/95 | 1.2µm      | 1860 | 152 | 1570 | 50.2 | <=0.05 | 0.08 | 2.39 | <=0.05 | <=0.02 | 0.14   | <=0.02 |
| 01/03/95 | D 0.45µm G | 1880 | 156 | 1590 | 51.6 | 0.14   | 0.10 | 2.80 | 0.16   | <=0.02 | 0.08   | <=0.02 |
| 01/03/95 | D 0.45µm W | 1810 | 149 | 1530 | 50.2 | 0.08   | 0.11 | 4.37 | 0.11   | <=0.02 | 0.09   | <=0.02 |
| 01/03/95 | 0.45µm G   | 1870 | 153 | 1580 | 50.7 | 0.08   | 0.09 | 2.55 | 0.11   | <=0.02 | 0.05   | <=0.02 |
| 01/03/95 | 0.45µm W   | 1870 | 154 | 1580 | 51.3 | <=0.05 | 0.09 | 1.95 | 0.09   | <=0.02 | <=0.02 | <=0.02 |

**Test Cells Leachate Analysis : Cell No. 5 (Sewage Sludge) - metal results (mg l<sup>-1</sup>)**

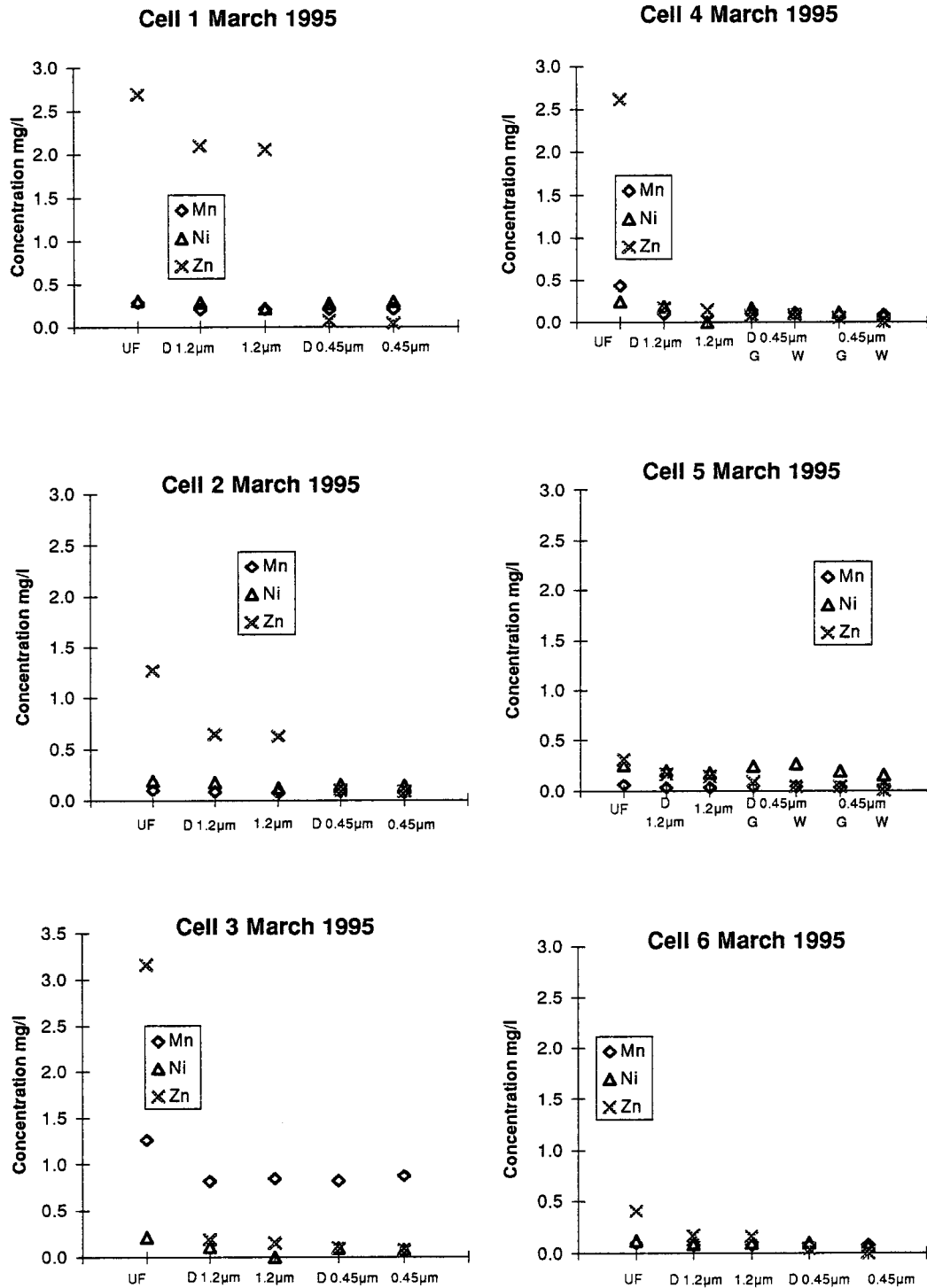
| Date     | Filter     | Na   | Mg   | K   | Ca   | Cr     | Mn   | Fe   | Ni   | Cu     | Zn     | Cd     |
|----------|------------|------|------|-----|------|--------|------|------|------|--------|--------|--------|
| 01/03/95 | UF         | 1160 | 80.4 | 869 | 57.6 | 0.13   | 0.06 | 6.53 | 0.25 | <=0.02 | 0.31   | <=0.02 |
| 01/03/95 | D 1.2µm    | 1180 | 80.7 | 881 | 54.8 | 0.09   | 0.03 | 4.08 | 0.20 | <=0.02 | 0.16   | <=0.02 |
| 01/03/95 | 1.2µm      | 1240 | 84.4 | 925 | 57.0 | 0.08   | 0.03 | 4.14 | 0.17 | <=0.02 | 0.14   | <=0.02 |
| 01/03/95 | D 0.45µm G | 1230 | 84.8 | 920 | 58.0 | 0.10   | 0.04 | 4.49 | 0.24 | <=0.02 | 0.09   | <=0.02 |
| 01/03/95 | D 0.45µm W | 1190 | 83.0 | 891 | 56.0 | 0.14   | 0.04 | 3.73 | 0.26 | <=0.02 | 0.04   | <=0.02 |
| 01/03/95 | 0.45µm G   | 1240 | 84.3 | 923 | 58.0 | 0.08   | 0.03 | 4.24 | 0.19 | <=0.02 | 0.04   | <=0.02 |
| 01/03/95 | 0.45µm W   | 1260 | 85.1 | 936 | 58.1 | <=0.05 | 0.03 | 3.43 | 0.15 | <=0.02 | <=0.02 | <=0.02 |

**Test cells leachate analysis : Cell No. 6 (Industrial Waste) - metal results (mg l<sup>-1</sup>)**

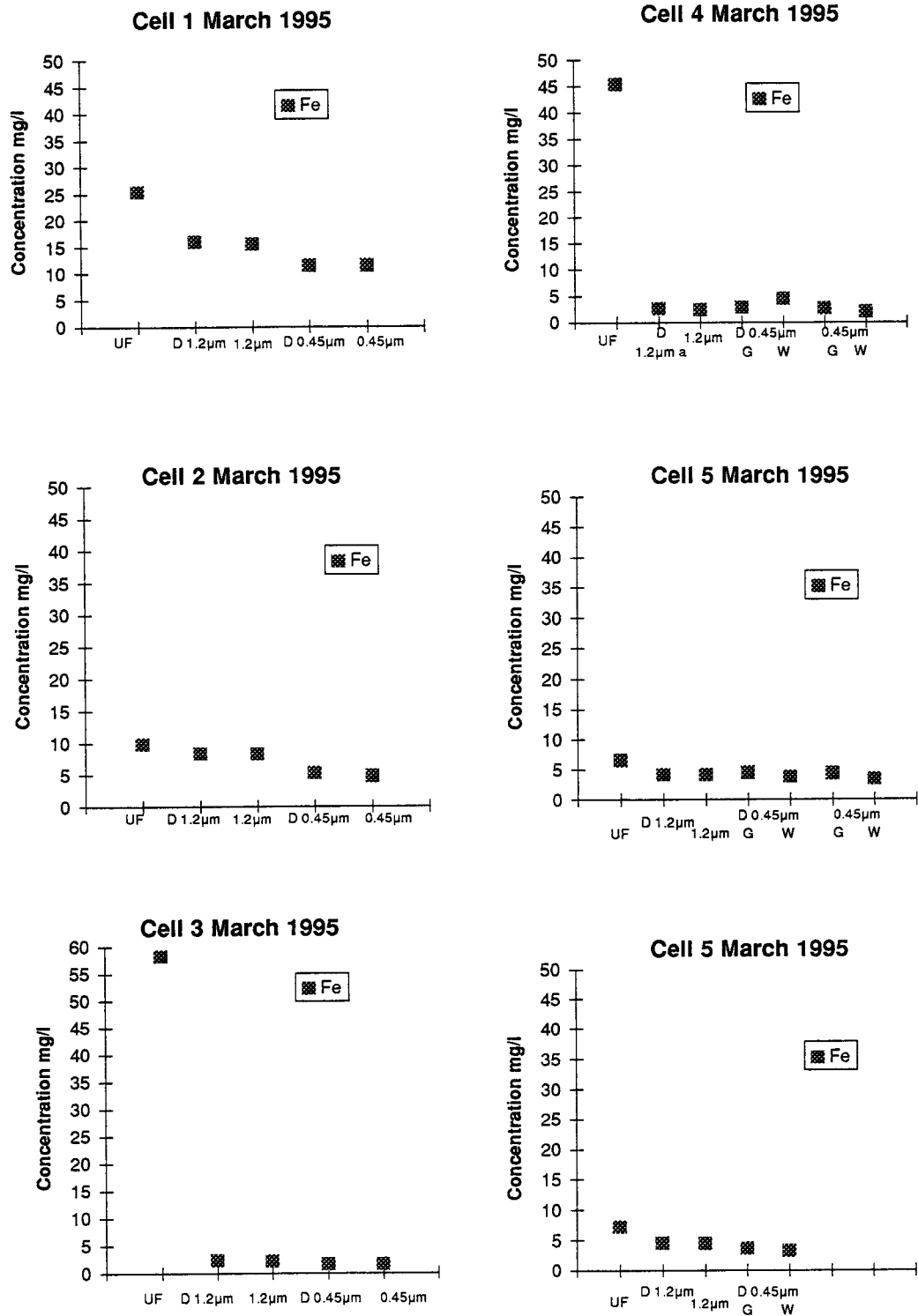
| Date     | Filter   | Na   | Mg   | K   | Ca   | Cr   | Mn   | Fe   | Ni   | Cu     | Zn     | Cd     |
|----------|----------|------|------|-----|------|------|------|------|------|--------|--------|--------|
| 01/03/95 | UF       | 1200 | 87.3 | 847 | 52.2 | 0.18 | 0.10 | 7.09 | 0.12 | <=0.02 | 0.41   | <=0.02 |
| 01/03/95 | D 1.2µm  | 1170 | 84.6 | 821 | 50.0 | 0.14 | 0.08 | 4.46 | 0.09 | <=0.02 | 0.17   | <=0.02 |
| 01/03/95 | 1.2µm    | 1220 | 88.9 | 863 | 52.2 | 0.15 | 0.08 | 4.32 | 0.10 | <=0.02 | 0.16   | <=0.02 |
| 01/03/95 | D 0.45µm | 1160 | 84.2 | 818 | 50.6 | 0.15 | 0.08 | 3.55 | 0.10 | <=0.02 | 0.04   | <=0.02 |
| 01/03/95 | 0.45µm   | 1250 | 89.5 | 881 | 54.0 | 0.12 | 0.08 | 3.17 | 0.07 | <=0.02 | <=0.02 | <=0.02 |

| KEY | Filter   | Description  |
|-----|----------|--|
|     | UF       | Unfiltered sample  |
|     | D 1.2µm  | Sample filtered through 1.2µm filter and digested prior to analysis      |
|     | 1.2µm    | Sample filtered through 1.2µm filter, but NOT digested prior to analysis |
|     | D 0.45µm | Sample filtered through 0.45µm filter and digested prior to analysis     |
|     | 0.45µm   | Sample filtered through 0.45µm filter but NOT digested prior to analysis |
|     | G & W    | Different makes of filter  |

**NOTE:** Nickel detection limit 0.05 mg l<sup>-1</sup> compared to 0.1 mg l<sup>-1</sup> on other occasions



**Figure 3.1** The effects of on-site filtration and laboratory pre-treatment options on the analysis of manganese, nickel and zinc in landfill leachate (for code interpretation, see Table 3.1)



**Figure 3.2 The effects of on-site filtration and laboratory pre-treatment options on the analysis of iron in landfill leachate (for code interpretation, see Table 3.1)**

To check on the validity of the various laboratory analyses, following the different sample handling techniques investigated, ion balance calculations were carried out. The method for the calculations are presented in Appendix D, with selected summary data presented in Table 3.2, Table 3.3, and Table 3.4, below. Again, these summary data are used in the following narrative (see Section 3.6.5).

**Table 3.2 Ion balance summary data for the March 1995 *unfiltered* samples showing the effect of alkalinity determinations carried out at pH 3 and pH 4.5**

| Cell No. | Percentage cation deficiency for end point titrations at |        |
|----------|--|--------|
|          | pH 3   | pH 4.5 |
| 1        | 54.5   | 33.6   |
| 2        | 48.4   | 30.5   |
| 3        | 53.2   | 23.9   |
| 4        | 38.8   | 16.6   |
| 5        | 54.8   | 27.5   |
| 6        | 51.4   | 28.9   |

**Table 3.3 Ion balance summary data for the February 1996 samples showing the effect of 1.2 and 0.45  $\mu\text{m}$  filters**

| Cell No. | Percentage cation deficiency after filtering samples at |                   |
|----------|---|-------------------|
|          | 0.45 $\mu\text{m}$                                      | 1.2 $\mu\text{m}$ |
| 1        | 20.7  | 21.0              |
| 2        | n/a   | 15.4              |
| 3        | 16.7  | 16.3              |
| 4        | 17.8  | 15.9              |
| 5        | 18.6  | 22.2              |
| 6        | 8.6   | 20.1              |

**Notes:**

n/a - data not available



**Table 3.4 Ion balance summary data for the February 1997 samples, prepared using 0.45 µm filters and then either analysed undigested or analysed after settlement and digestion or after direct digestion without settlement**

| Cell No. | Percentage cation deficiency after the following preparations |                    |          |
|----------|---|--------------------|----------|
|          | Undigested  | Settled & Digested | Digested |
| 1        | 19.9  | 12.7               | 11.8     |
| 2        | 15.4  | 10.1               | 10.2     |
| 3        | 16.2  | 12.5               | 12.4     |
| 4        | 11.8  | 8.5                | 8.0      |
| 5        | 33.3  | 28.1               | 25.7     |

## 3.6 Discussion

### 3.6.1 Trace metals

Filtration is likely to have the greatest effect on trace metal determinations. Despite the fact that chromium, copper, cadmium and lead were found to be at concentrations less than the detection limits of the analytical method used, good data was obtained for the determinations of nickel, zinc, iron and manganese. Table 3.1, including Figure 3.1 and Figure 3.2, presents the results obtained from the March 1995 exercise, where duplicate filtered samples (either digested or undigested) were submitted for analysis together with unfiltered samples. The following points emerge.

#### a) Unfiltered samples

All samples were acidified in the field. As expected, there was a large increase in the concentration of metals in the unfiltered samples in comparison with the filtered samples, not least because any particulate metals in the unfiltered sample would have been solubilised during sample preservation.

- nickel was the least affected;
- manganese was generally higher in the unfiltered samples from four of the six cells, but higher by factors of 2 and 4-5 in Cells 5 and 4 respectively;

- iron concentrations were higher in unfiltered samples compared with 1.2 µm samples in four cells (up to two times higher than the 0.45 µm samples from the same cells). For Cells 3 and 4, iron levels were over twenty times higher in the unfiltered samples in comparison with the filtered samples;
- zinc, the element most likely to adsorb to suspended material in the sample, was between 20 and 50 times higher in the unfiltered samples in comparison with the 1.2 and 0.45 µm samples respectively.

#### b) Comparison of 1.2 and 0.45 µm filters on heavy metal determinations

- for chromium (when detectable) and nickel, the difference was negligible;
- manganese and iron were higher in 1.2 than 0.45 µm samples;
- zinc concentrations were 2-5 times higher in 1.2 µm samples from Cells 3-6, and factors of 7 and 37 times higher from Cells 2 and 1. (The same trends were exhibited by further testing in February and June 1996);
- copper was expected to follow the trend observed for zinc, however, in Brogborough leachates, copper levels are <20 µg l<sup>-1</sup>, below the detection limit of analysis;
- two different brands of 0.45 µm filter had no consistent effect on leachate quality, with the exception of dissolved iron levels in leachate from Cell 5. The two samples passed through the G filter ranged from 4.2-4.5 mg l<sup>-1</sup> Fe and those passed through the W filter ranged from 3.4-3.7 mg l<sup>-1</sup> Fe.

#### c) Effect of sample digestion prior to analysis

Table 3.1 presents the results of duplicate filtered samples either digested prior to analysis or analysed direct.

- **Samples filtered through 1.2 µm filters:** in most cells, digestion of the samples slightly raised iron, nickel and zinc concentrations, probably largely attributable to analytical precision. However, nickel was significantly higher in digested samples from Cells 1 and 2 and **two to four times** higher in Cells 3 and 4. The leachate from Cells 5 and 6 seemed to be less affected by this sampling handling procedure than that from other cells.
- **Samples filtered through 0.45 µm filters:** iron, nickel and zinc sometimes showed a slightly raised concentration in the digested sample relative to the undigested sample. However, this cannot really be distinguished from sample variability. The result from Cells 4 and 5 demonstrate that the impact of different filtration products was more significant than the effect of digestion (see last bullet point of (b) above). Again the leachate from Cells 5 and 6 seemed to be less affected than other cells.

For those metals detected at levels significantly above detection limit, we draw the following conclusions about their determination in landfill leachate:

- filtration removed a significant quantity of the suspended iron and zinc particles which were taken up into solution during the sample digestion phase. Filtration had little or no effect on nickel and manganese levels;
- the digestion of samples that were filtered through 1.2  $\mu\text{m}$  filters resulted in the dissolution of fine grained nickel and iron particles, resulting in up to 40% increases in comparison with the undigested samples. However, the minor differences between most of the analyses was probably less than sample variability.
- the digestion of samples that were filtered through 0.45  $\mu\text{m}$  filters made no consistent impact on the metal analyses, the choice of filter brand had more impact. The additional step of sample digestion on 0.45  $\mu\text{m}$  samples is therefore not required.
- the leachates from Cells 5 and 6 were less affected by sample treatment methods than leachate from other cells.

For additional comment on the preferred field/laboratory sample pre-treatment approach see Section 3.6.5, where ion balance is discussed.

### 3.6.2 Major cations

Table 3.1 illustrates the effect of sample handling on sodium, magnesium, potassium and calcium determinations. The leachate from each cell responds slightly differently to the use of different filters and to digestion.

In general, the use of 0.45 and 1.2  $\mu\text{m}$  filters and sample digestion made no difference to the analytical results. In addition, no significant effects were observed between the different brands of filter used. The precision of the four (or six) filtered samples (whether digested or analysed direct) ranged from 0.8 to 1.4% RSD (relative standard deviation) for the four determinands in Cell 1, to 3.2 to 3.7% RSD in Cell 6. In most instances this is the same reproducibility that would be achieved from repeatedly analysing one leachate sample for major cations.

For most samples, including the results of the unfiltered sample, filtration only increased the RSD by 1% (i.e. on average to 2-4% RSD). We consider this to be an insignificant effect. However, a single unfiltered sample from Cell 4 returned an analysis of 70  $\text{mg l}^{-1}$  Ca as opposed to the 49-51  $\text{mg l}^{-1}$  reported for the six filtered samples, increasing the RSD to 13.9%. In comparison the reproducibility of calcium in Cell 1 was excellent, being 0.8% RSD, whether the unfiltered sample was included or not.

To sum up, the investigation of the impact of different sample pre-treatment approaches on the major cations showed that:

- the type of filter used makes no discernible difference to the results (whether pore size or product);
- direct analysis of the sample produces as reproducible a result as analysis of a digested sample.

### 3.6.3 Major anions

Usually samples collected for major anions would not be filtered but would be transferred into bottles direct from the pump discharge tubing. However, in order to determine whether filtration had a significant effect on anion concentrations and to establish whether it would impact on the ion balance calculation, samples were collected following 1.2 and/or 0.45  $\mu\text{m}$  filtration to compare with the unfiltered samples. Otherwise the samples were treated in the normal way with transfer at the well-head to bottles containing preservative as appropriate (sulphuric acid for nitrate and nitrite-nitrogen samples) and mercuric chloride (ammoniacal nitrogen), phosphoric acid (volatile fatty acids) and no preservative (remaining anions). The samples were **not** digested on return to the laboratory.

The results are presented in Appendix C and are summarised as follows:

- *Chloride and sulphate* - determinations were generally unaffected by filtration. Samples from Cell 2 (February 96) and Cell 3 (March 95) provide the exception.
- *Ammoniacal nitrogen* - determinations were generally unaffected by the different filtration procedures. Good reproducibility was obtained (<1.5% RSD) regardless of whether the samples were unfiltered or passed through 0.45  $\mu\text{m}$  or 1.2  $\mu\text{m}$  filters. This may in part be due to the addition of preservative immediately after sampling to prevent bacterial oxidation of determinand.
- *Nitrate and nitrite-nitrogen* - levels were generally too low to determine any consistent trends. For example samples filtered through 1.2  $\mu\text{m}$  tended to contain higher concentrations of nitrate and nitrite than samples filtered through 0.45  $\mu\text{m}$  (notably Cell 5, June 1996 and Cell 6, February and June 1996). However, on some occasions, levels of both determinands were higher in 1.2  $\mu\text{m}$  samples than in unfiltered samples (Cells 2, 4 and 5, October 1996).
- *Soluble reactive phosphorus (SRP)* - results generally show no discernible effects from the use of different filters. Cell 2 shows some variation between the 1.2  $\mu\text{m}$  and 0.45  $\mu\text{m}$  samples, although no consistent trend is present. Because of the inherent analytical difficulties associated with the determination of SRP in leachates, these variations are considered to be insignificant.

- *Alkalinity* - was measured in unfiltered samples and 1.2 µm-filtered samples and found to be higher in the latter by 2 to 24% in five of the six samples compared. The difference between samples filtered at 1.2 µm and 0.45 µm was similar to that found between duplicates. Therefore, for alkalinity determinations we can make no distinction between the use of either 1.2 or 0.45 µm filters. Further comment on the ion balance implications is made in Section 3.6.5, below.

### 3.6.4 BOD, COD, TOC and volatile fatty acids

BOD and TOC were only analysed on unfiltered samples. COD was analysed on filtered 1.2 µm and unfiltered samples. Although differences in concentrations were identified, these were generally no more significant than the variations reported between duplicate samples (cf. March 1995 data with October 1994 data).

In February 1996, COD was analysed on filtered 1.2 µm and 0.45 µm samples. The results are similar with perhaps a slight trend of decreasing concentration with 0.45 µm filter, compared to the 1.2 µm filter. For volatile fatty acids analysis, neither filter was found to perform better than the other.

To summarise, the use of either 0.45 µm or 1.2 µm filters had no discernible effect on the analysis of COD and volatile fatty acids.

### 3.6.5 Ion balances

An ion balance provides an indication of the collective quality of the analyses, assuming that a sufficiently comprehensive suite of determinands has been analysed.

The ionic balance compares the sum of the major cations (sodium, potassium, calcium and magnesium) with the sum of the major anions (chloride, sulphate, carbonate, phosphate, ammoniacal-nitrogen, nitrate and nitrite-nitrogen), both being expressed in such a way that the respective numbers of ions in solution are compared (as meq l<sup>-1</sup>).

If the liquid being analysed is unstable and undergoing reactions that change individual determinands (for example suspended matter becomes dissolved, precipitation of previously dissolved solids occurs or biological activity changes the organic content etc.) the ionic balance will be poor. For leachates, the contribution of carboxylic acids (volatile fatty acids) and ammoniacal nitrogen to the alkalinity determination should be taken into account. In addition, appropriate sample handling techniques can reduce imbalances which can occur during transport and storage.

Summary ion balance data is presented in Table 3.2, Table 3.3, and Table 3.4. These data illustrate various effects, of different sample pre-treatment or analytical approaches, on ion balances for landfill leachates. These include:

1. different end points for alkalinity titrations (pH 3 or pH 4.5);

2. use of different filtration apparatus (0.45 or 1.2  $\mu\text{m}$  pore size);
3. the adoption of a digestion pre-treatment step prior to metals analysis.

### Alkalinity end point

Alkalinity is a measure of the volume of acid of known strength, required to neutralise the alkaline ions in solution (carbonate, hydrogen carbonate and hydroxide ions) at a specified end point pH. This can be affected by:

- dissolved gases (for example  $\text{CO}_2$ ,  $\text{H}_2\text{S}$  and  $\text{NH}_3$ ) which contribute towards the total alkalinity of the sample, and may be lost (or gained) during sampling, storage or filtration;
- carboxylic acids which dissociate as pH is reduced during the alkalinity titration. The effect shifts the end-point and compensation should be made, particularly for leachates;
- oils, fats and soaps, as well as suspended material, may cause the alkalinity electrode to respond slowly, if used in preference to indicator solutions. Sufficient time must be allowed for the measurement to stabilise;
- drifting endpoints may also occur as the result of the presence of oxidisable or hydrolysable ions (e.g. ferrous/ferric iron, manganese and aluminium).

Table 3.2 shows the results of an experiment carried out on duplicate *unfiltered* samples of leachate taken in March 1995, where alkalinity determinations were carried out at pH 3 and pH 4.5, respectively. As a general guide, investigations into the sources of ionic imbalance should be made where this exceeds  $\pm 15\%$ .

The results show that titration to pH 4.5, rather than pH 3, for the determination of alkalinity returned the better ion balances. Nevertheless, there was considerable discrepancy from the 15% yardstick, and this needed to be investigated further. One of the obvious sources of error was thought to be the determination of major cations, and in particular the alkali earth metals. The solubility of these determinands can be affected significantly by aeration. For example, a highly anoxic leachate sample can become aerated during the process of sampling. If the sample remains unfiltered at the well head, and no account is taken of material which might precipitate in the bottle during sample transfer to the laboratory, then what is analysed as dissolved material will not have taken into account the precipitated material which was in solution at the time of sampling.

An experiment was therefore carried out to examine the effect of on-site filtration and acidification of leachate samples destined for Na, Mg, K, Ca and heavy metals analysis.

### **Sample pre-treatment (filtration and acidification)**

In this experiment, a field filtration exercise was carried out using 0.45 and 1.2  $\mu\text{m}$  filtration apparatus. Duplicate samples, requiring the determination of dissolved alkali earth metals and other heavy metals, were filtered using either option and then acidified prior to submission for analysis. The results are shown in Table 3.3.

The main conclusion we draw from the limited test data is that the ion balances were much improved (cf. unfiltered samples) by incorporating a filtration and acidification stage into the field sample pre-treatment procedure, particularly in relation to the subsequent analysis of the major cations. No advantage was gained in using any one particular filtration device. Because 0.45 $\mu\text{m}$  is generally accepted as being the 'cut-off' between dissolved and suspended material, we suggest that these filters are used in preference to the 1.2  $\mu\text{m}$  alternative.

Further tests were then devised to explore the possibility for additional improvements in ion balance by carrying out a sample digestion pre-treatment step prior to analysis.

### **Sample pre-treatment (digestion)**

These tests were carried out on samples taken from the test cells in February 1997. Triplicate samples were filtered in the field using the 0.45 $\mu\text{m}$  filter apparatus and then returned to the laboratory in separate bottles, containing acid preservative, for determination of dissolved alkali earth metals and other heavy metals. Three sample pre-treatment steps were investigated:

- no sample digestion;
- sample settled and the supernatant liquor digested;
- sample vigorously shaken to suspend settled solids and a sub-sample digested.

The results of the subsequent laboratory analyses are shown in Table 3.4.

Although marginal improvements in the ion balance were achieved by adding the digestion step to the analytical procedure, in general the undigested samples (cf. the February 1996 data - Table 3.3) returned adequate ion balances. This suggests that, in the interests of cost saving for routine monitoring of landfill leachate samples, the only important pre-treatment step is well-head filtration on samples being submitted for alkali earth and heavy metal analyses.





## 4. LONG TERM LEACHATE MONITORING AT BROGBOROUGH

### 4.1 General comment on the presentation of analytical data

Two sets of data are used in the following discussion about leachate chemistry at the Brogborough test cell project:

- monthly data gathered between January and May 1994;
- quarterly (approximate) data gathered between June 1994 and November 1997.

All these samples were collected following comparable and consistent field monitoring procedures (see Section 2).

The experimental cell variables are listed in Table 4.1 below.

**Table 4.1 Experimental variables for the Brogborough test cells**

| Cell number | Description   |
|-------------|---|
| 1           | Domestic waste only control - thin layer<br><i>'Onion-skin' method adopted, placing waste in thin layers with a minimum cover layer.</i>        |
| 2           | Domestic waste only control - 'push over'<br><i>Waste compacted in 2 metre lifts, resulting in lower waste compaction compared to Cell 1.</i>   |
| 3           | Domestic waste with leachate recirculation<br><i>As Cell 1, but allowing for leachate recirculation to encourage more rapid stabilisation.</i>  |
| 4           | Domestic waste with air injection<br><i>As Cell 1, but allowing for air injection into the waste to encourage aerobic decomposition.</i>        |
| 5           | Domestic waste with sewage sludge co-disposal<br><i>As Cell 1, but with sewage sludge co-disposed at a ratio of 10.3:1.</i>                     |
| 6           | Domestic waste/commercial and non-hazardous waste mix<br><i>As Cell 1, but commercial and non-hazardous waste co-disposed at 53% by weight.</i> |

In past reports, WRc has used two basic data comparisons to illustrate discussion on progressive changes in leachate chemistry:

- all 'control' trials (Cells 1 to 4);
- average data for those trials thought to exhibit 'control' characteristics, compared with equivalent compositional data from the two co-disposal trials (Cells 5 and 6).

With the exception of Cell 2, Cells 1, 3 and 4 were filled using the same site operational strategy designed to achieve relatively high compaction of waste. However, with the additional 10-metre lift of waste added to the cells in late 1988, Cell 2 was thought to be as equally compacted as the other cells and therefore data on leachate characteristics in Cell 2 has often been used with that derived from Cells 1 to 4 to illustrate the progressive stabilisation of waste in the trials. Significant perturbations in operational practice (injections of liquid and air to Cells 3 and 4 respectively) have now led to demonstrable changes in gas production profiles from these latter two cells. Because of these changes, baseline data for comparison with leachate composition in the two co-disposal cells has only been derived from Cells 1 and 2.

The results of the leachate analyses are shown in Appendix Table C1, with volatile fatty acids results shown in Appendix Table C2. A selection of results have been plotted to show the overall trends in leachate chemistry. Figures 4.1 to 4.8 show the pH, temperature, COD, TVA, chloride, ammoniacal nitrogen, zinc and nickel concentrations in Cells 1 to 4 since January 1994. In like manner Figures 4.9 to 4.16 show the same determinands in the leachates from Cells 5 and 6 plotted against the notional baseline average data derived from Cells 1 and 2. Individual volatile fatty acid results are shown in Figure 4.17 and 4.18.

The leachate levels are recorded by WRc on each visit, the day after purging by Shanks & McEwan staff, who also record the level prior to purging. The results of both are shown in Appendix Table C3 and Figure 4.19.

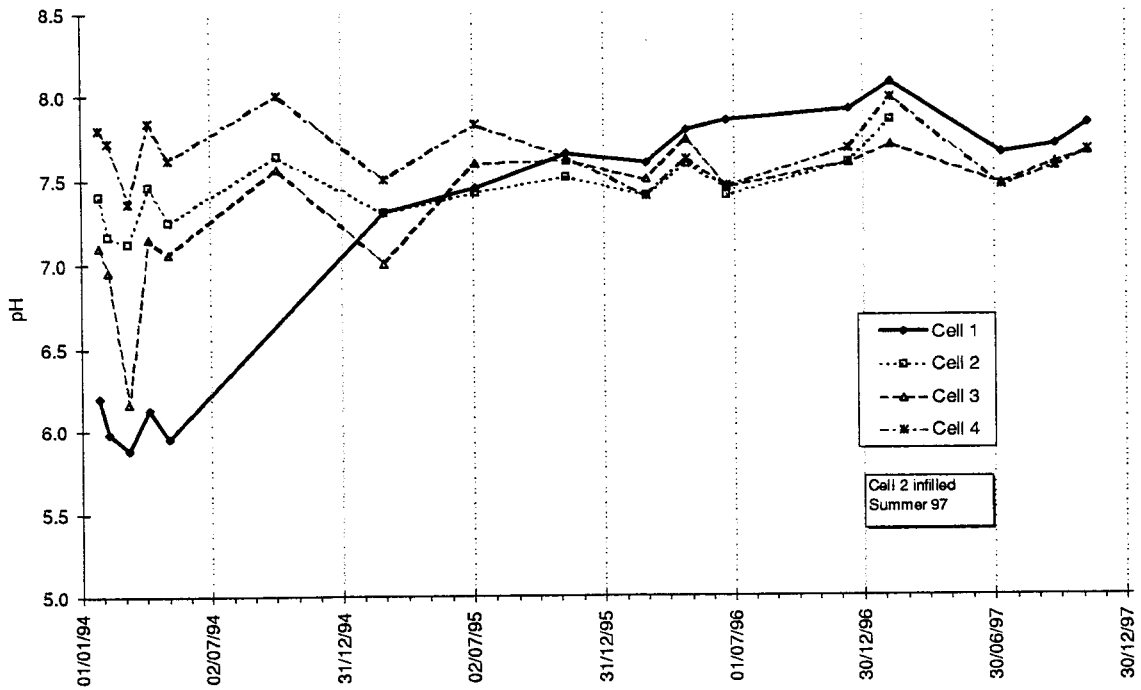


Figure 4.1 pH - Cells 1 - 4

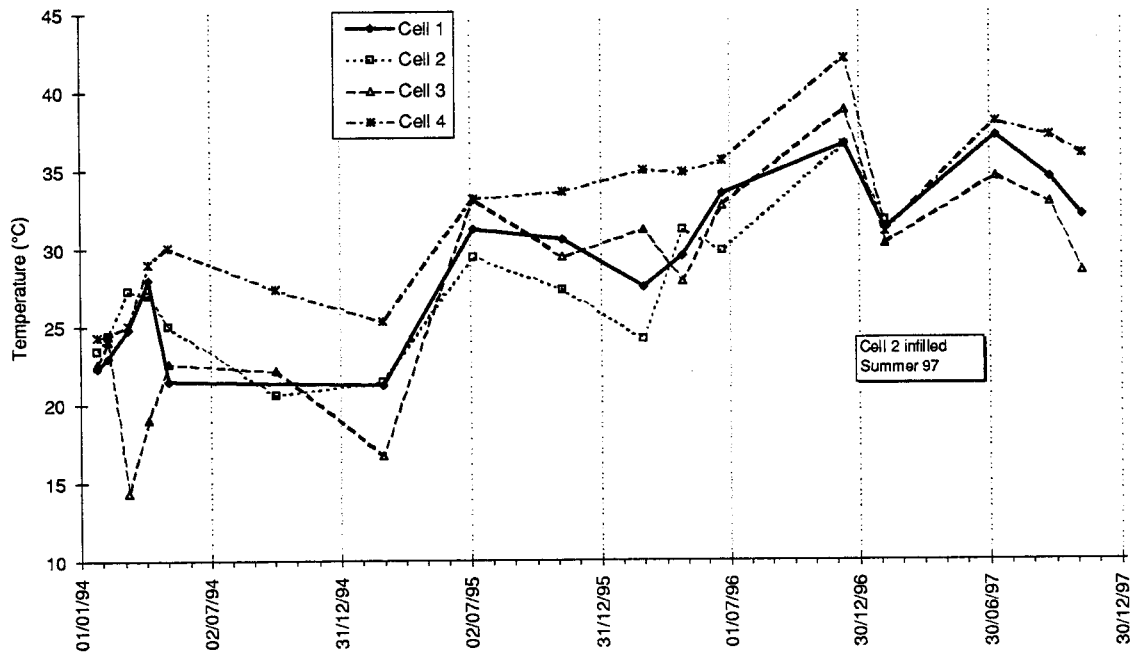


Figure 4.2 Temperature of leachate - Cells 1 - 4

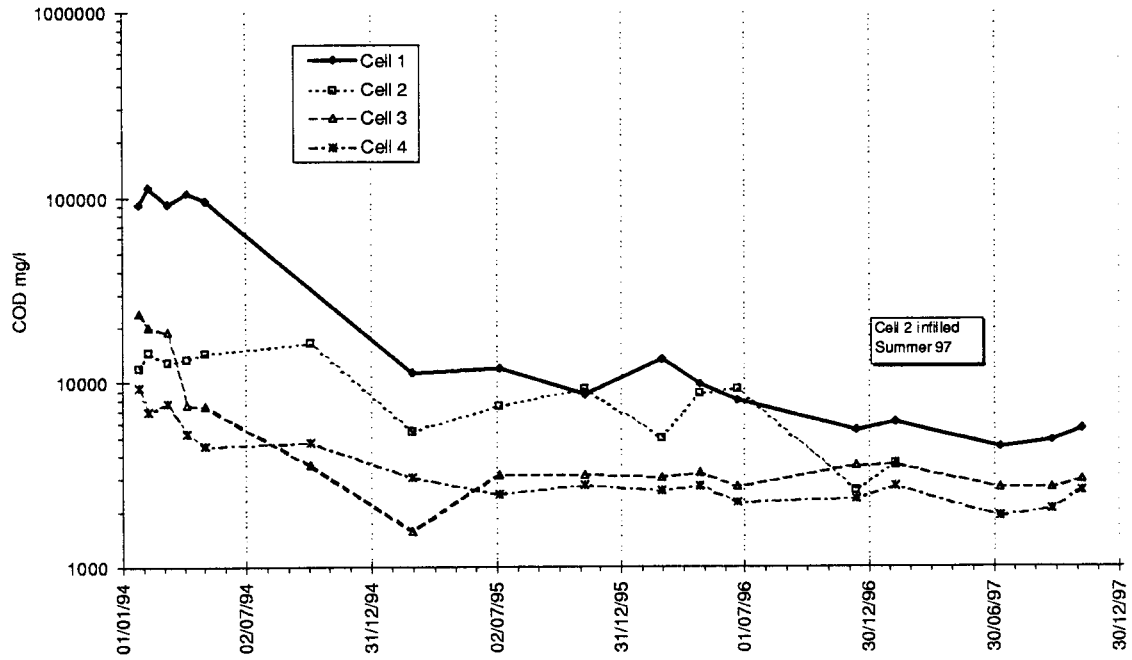


Figure 4.3 COD concentrations - Cells 1 - 4

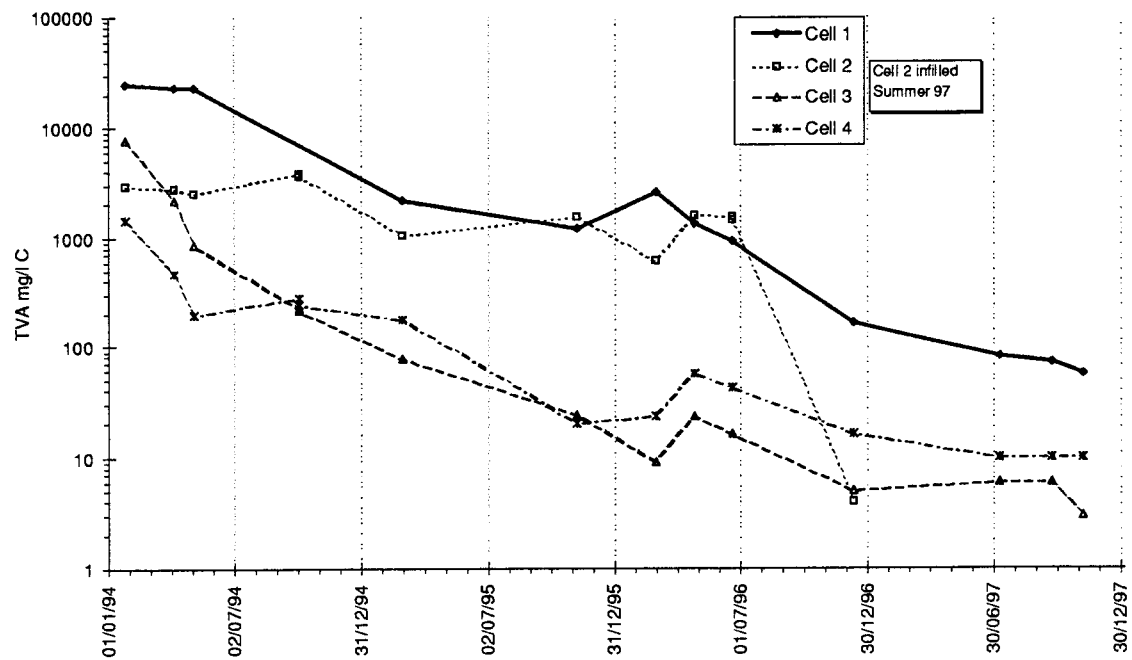


Figure 4.4 TVA concentrations - Cells 1 - 4

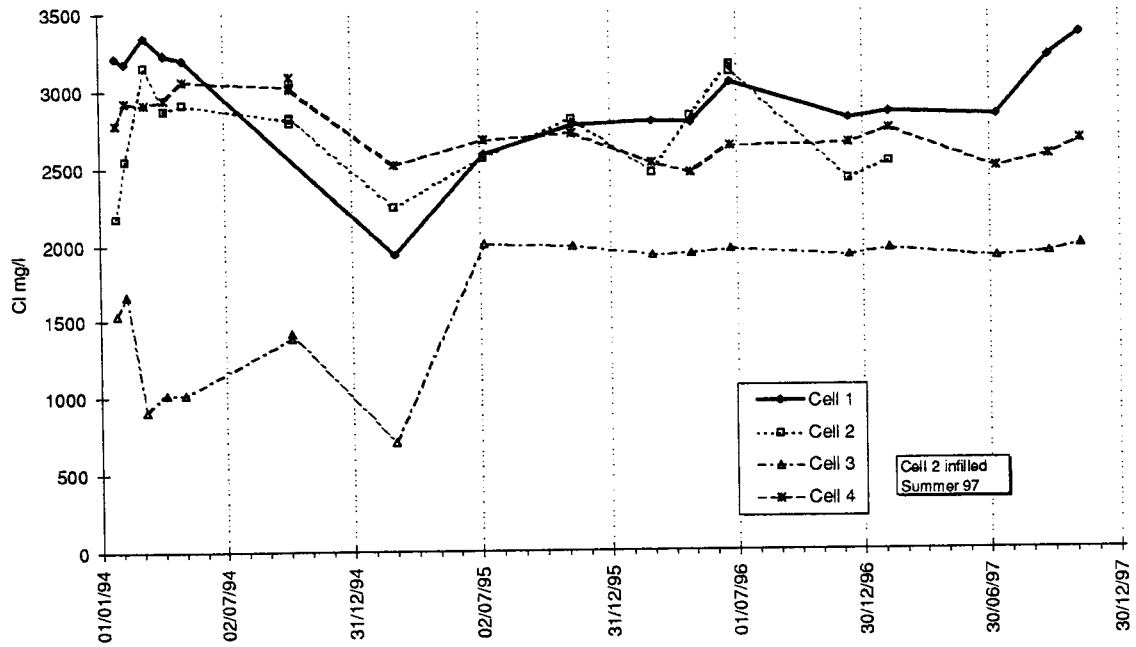


Figure 4.5 Chloride concentrations - Cells 1 - 4

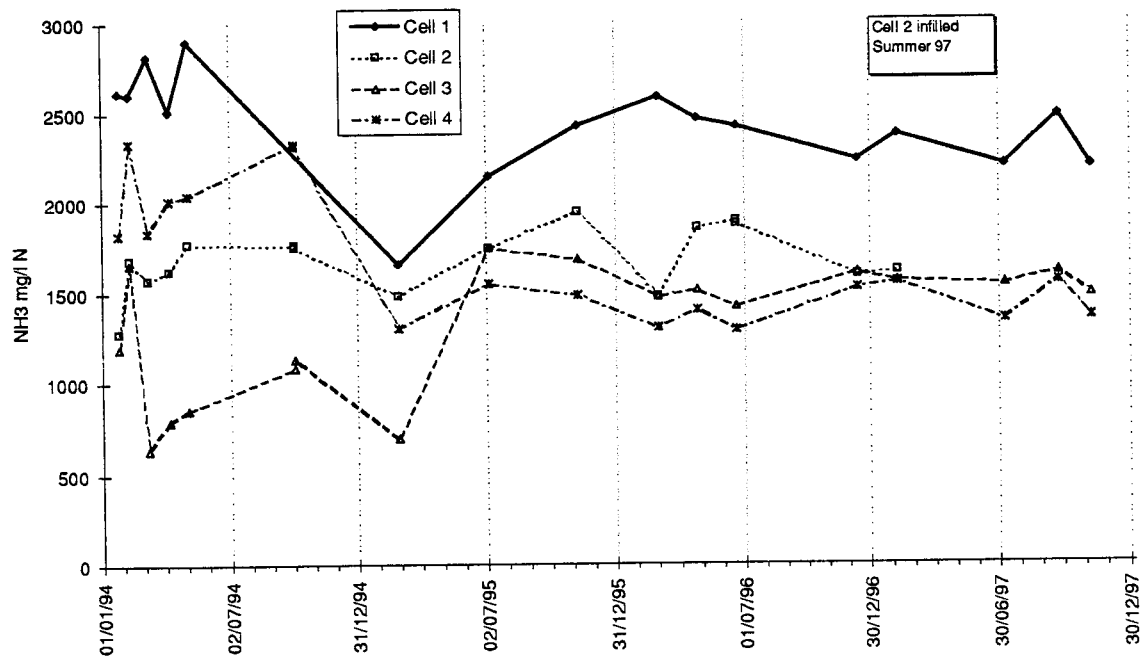


Figure 4.6 Ammonia concentrations - Cells 1 - 4

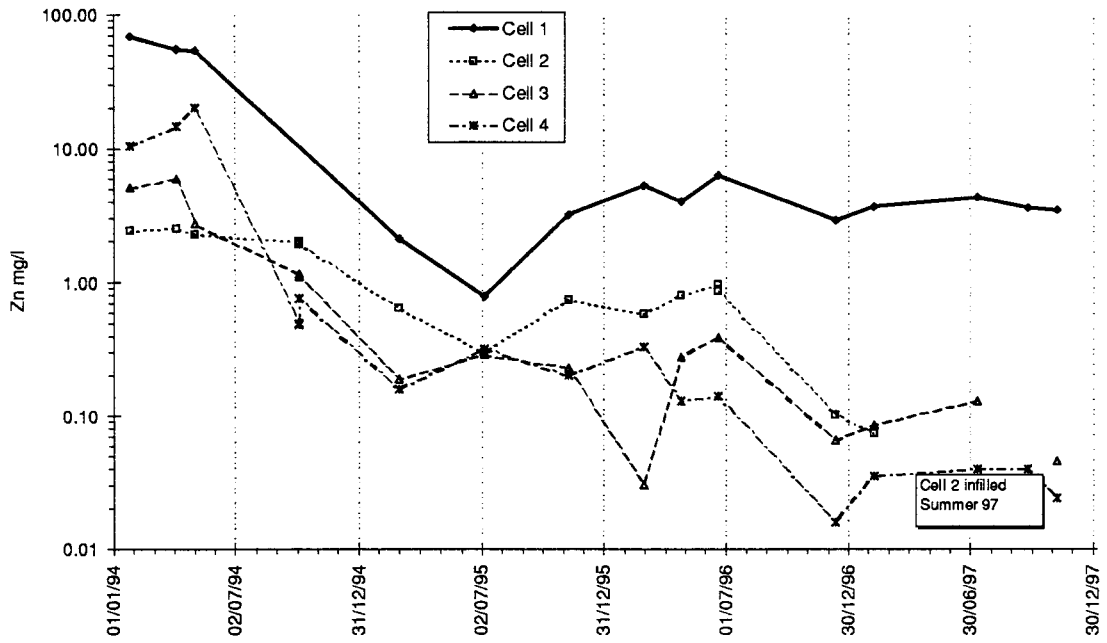


Figure 4.7 Zinc concentrations - Cells 1 - 4

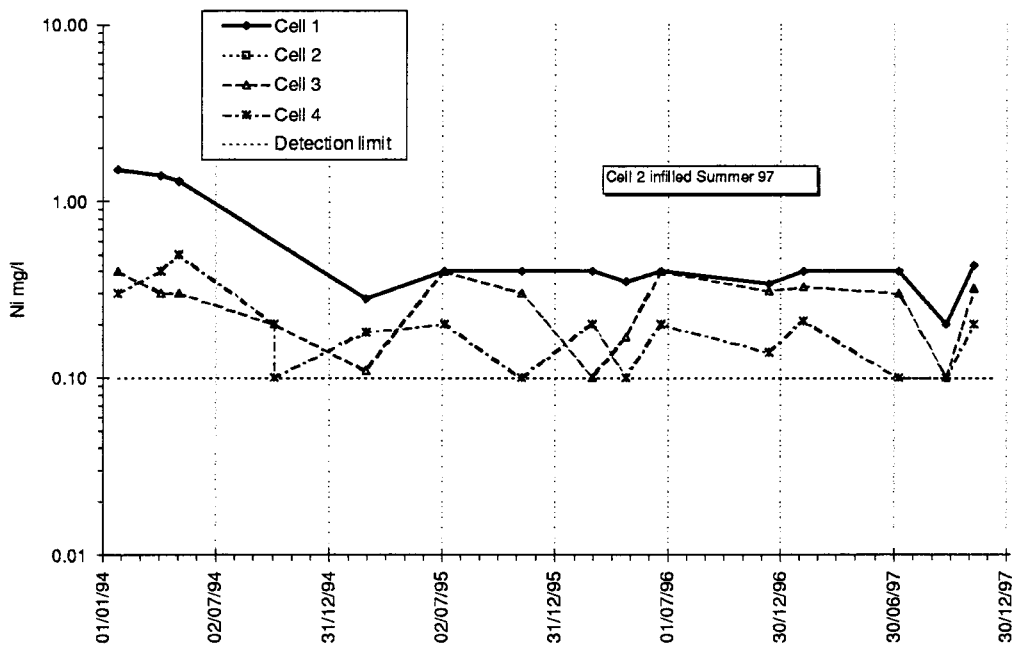
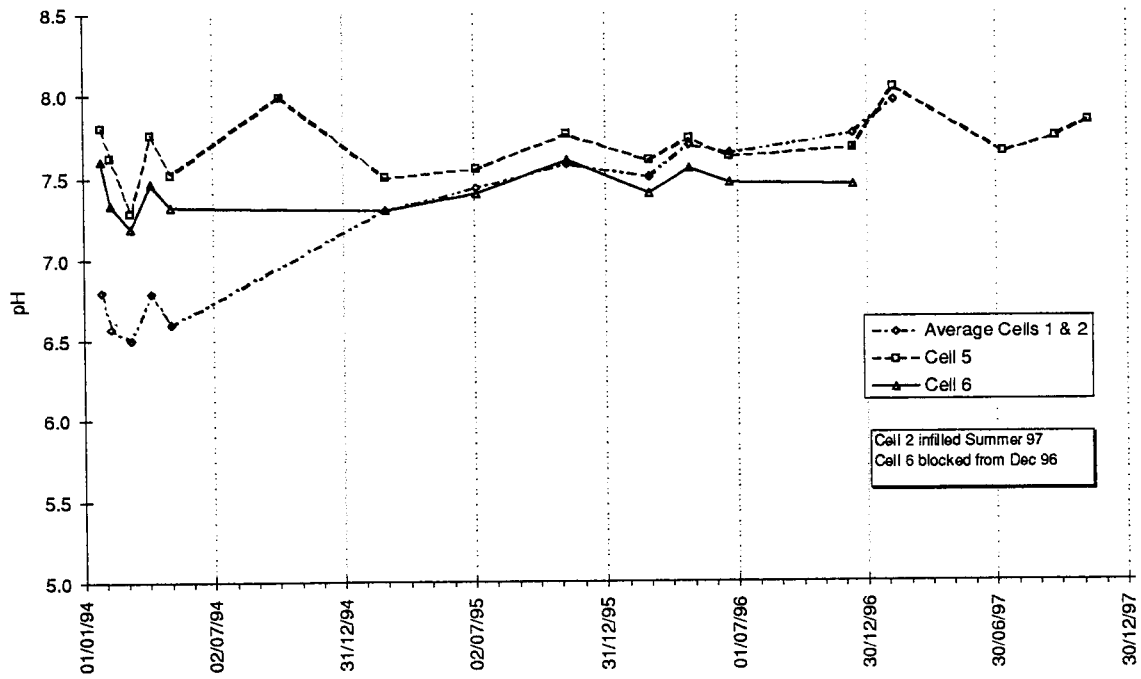
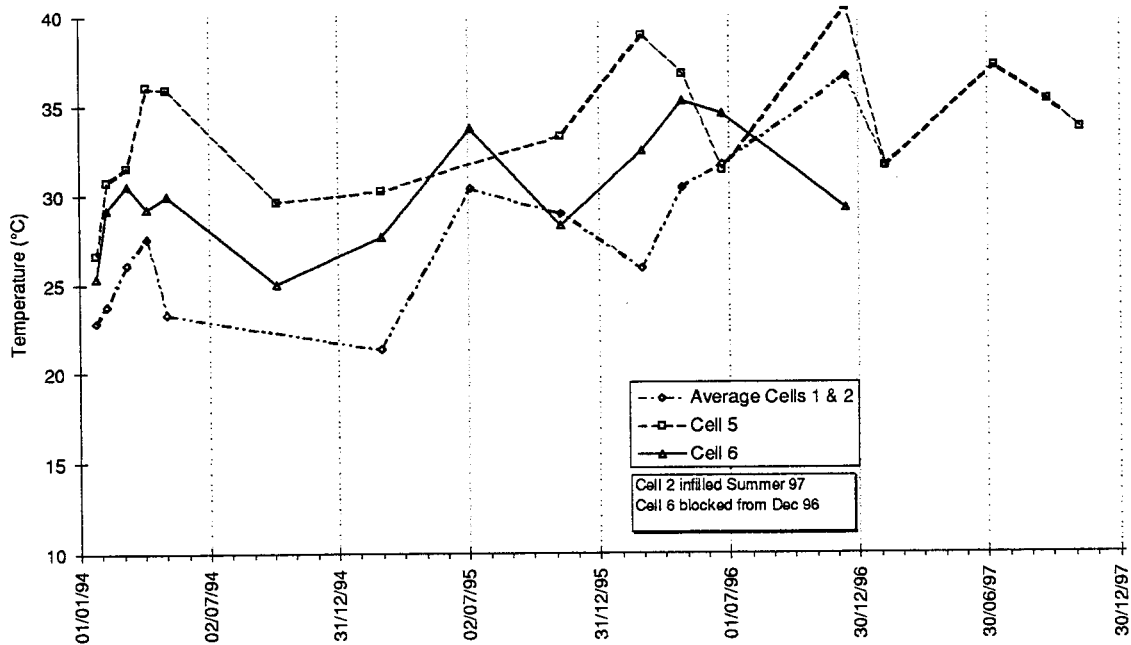


Figure 4.8 Nickel concentrations - Cells 1 - 4



**Figure 4.9 pH - Cells 5 and 6 compared to the average of Cells 1 and 2**



**Figure 4.10 Temperature of leachate - Cells 5 and 6 compared to the average of Cells 1 and 2**

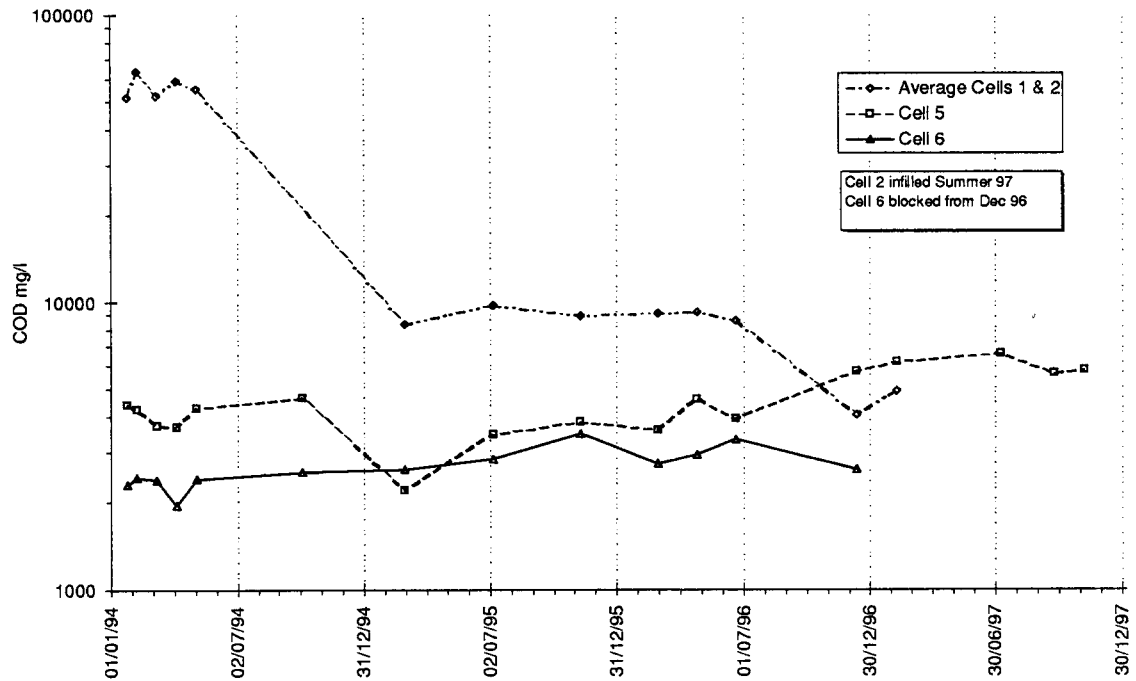


Figure 4.11 COD concentrations - Cells 5 and 6 compared to the average of Cells 1 and 2

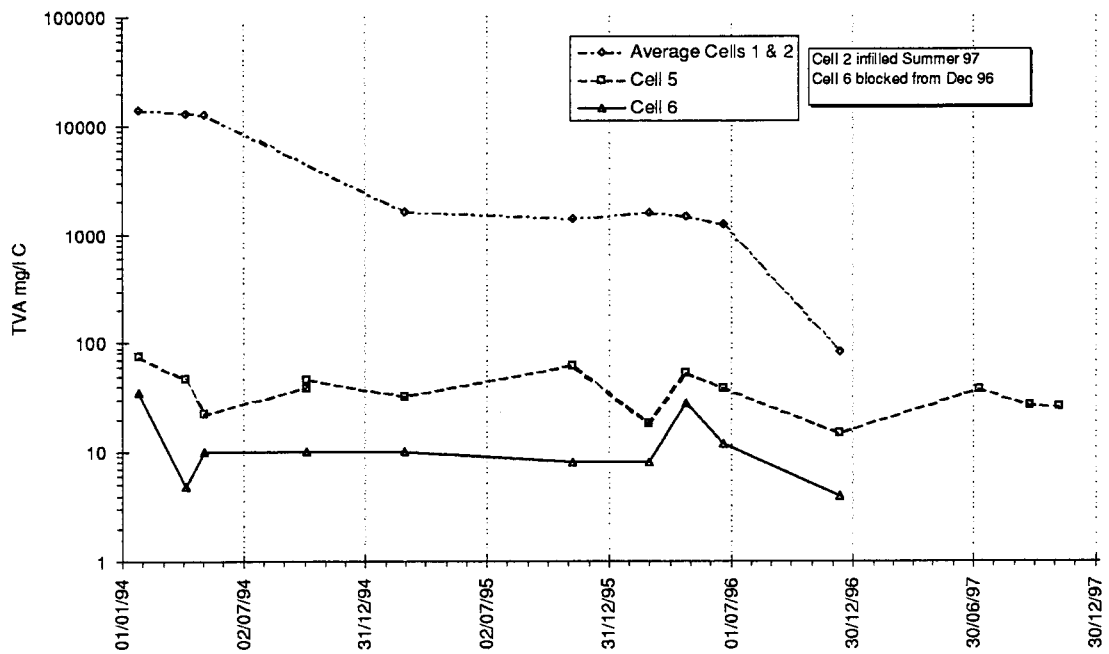
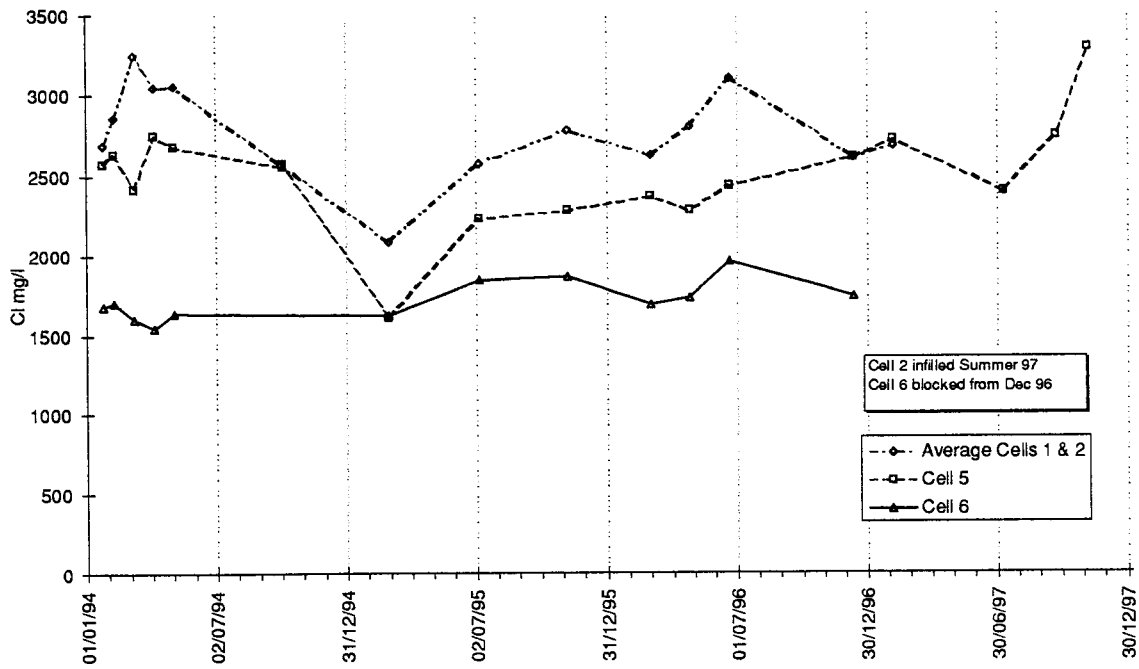
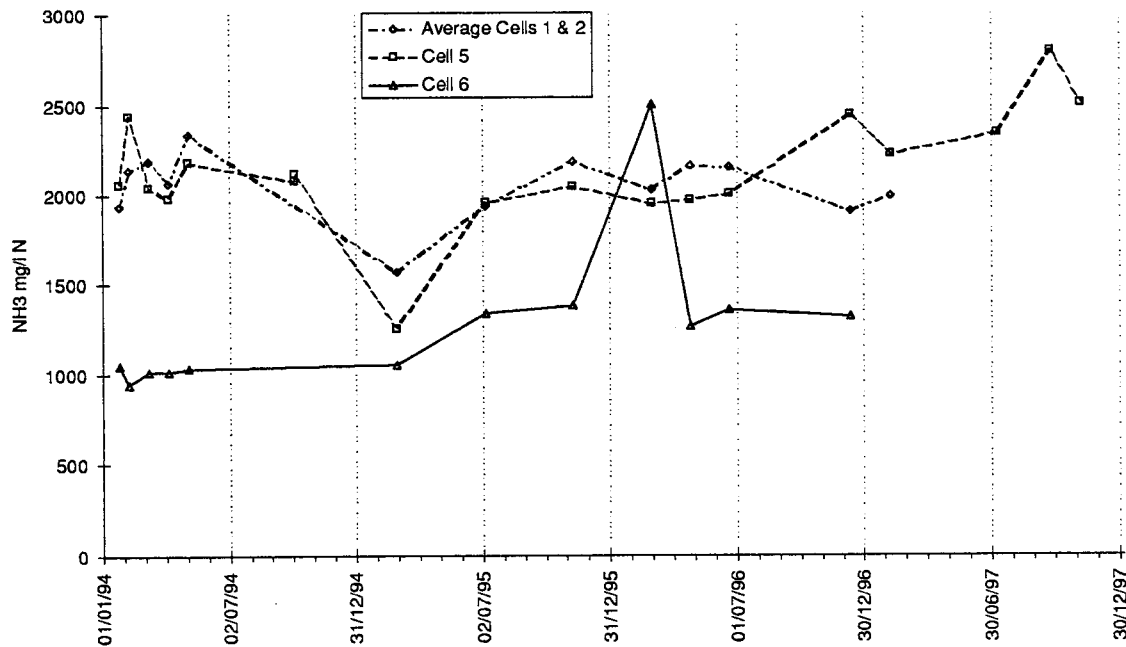


Figure 4.12 TVA concentrations - Cells 5 and 6 compared to the average of Cells 1 and 2

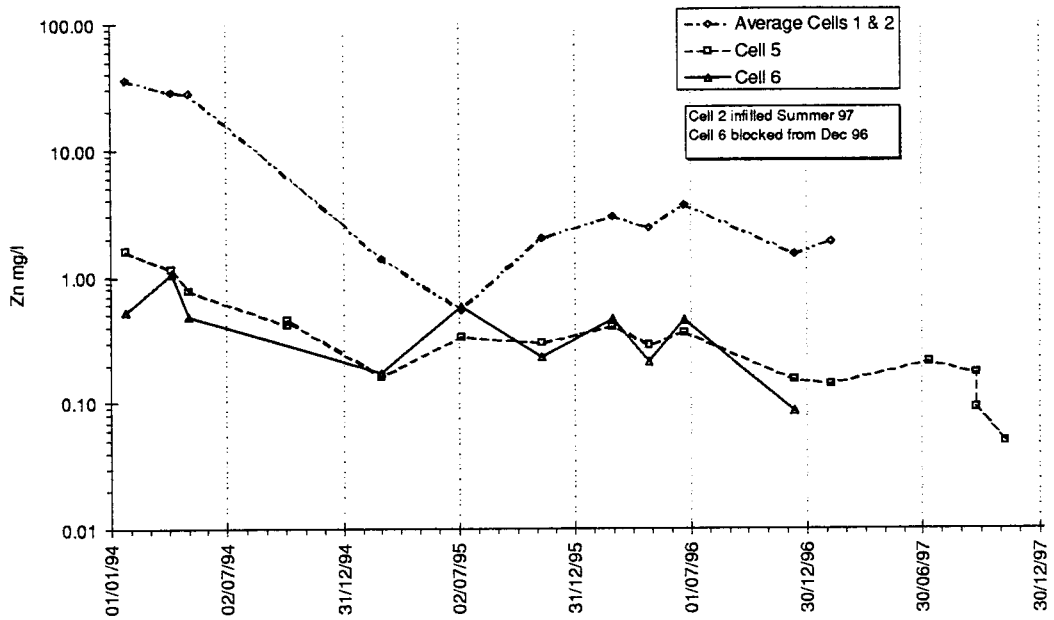




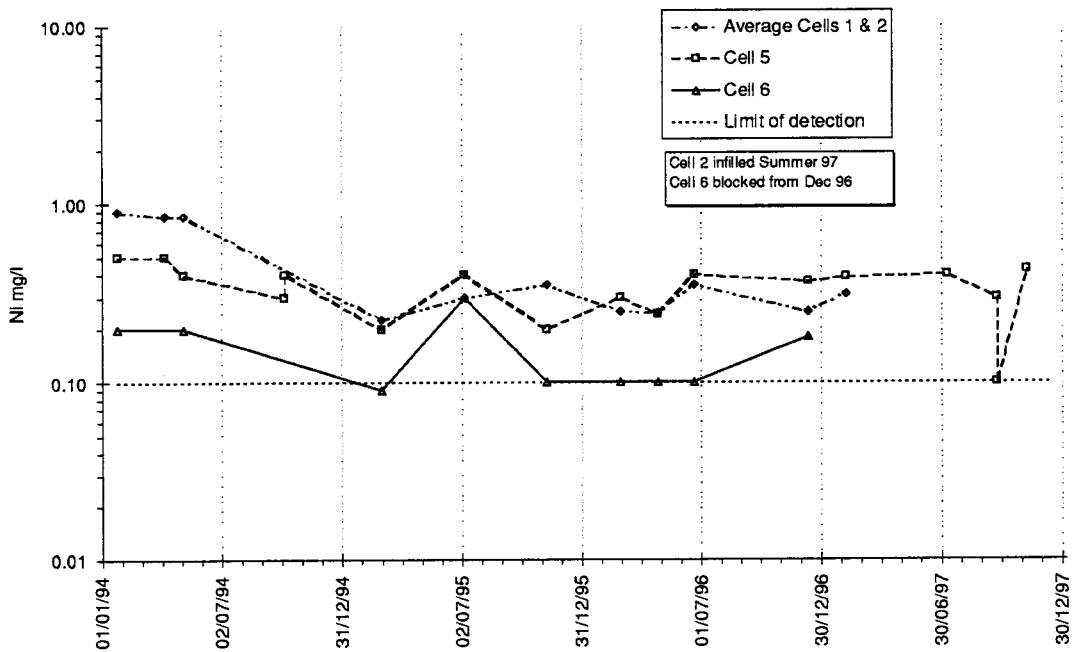
**Figure 4.13 Chloride concentrations - Cells 5 and 6 compared to the average of Cells 1 and 2**



**Figure 4.14 Ammonia concentrations - Cells 5 and 6 compared to the average of Cells 1 and 2**



**Figure 4.15 Zinc concentrations - Cells 5 and 6 compared to the average of Cells 1 and 2**



**Figure 4.16 Nickel concentrations - Cells 5 and 6 compared to the average of Cells 1 and 2**

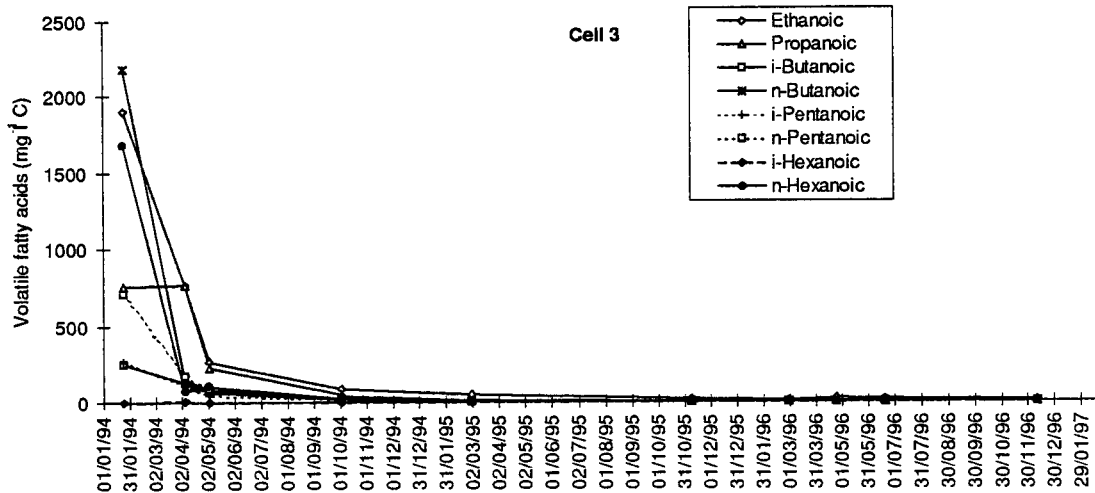
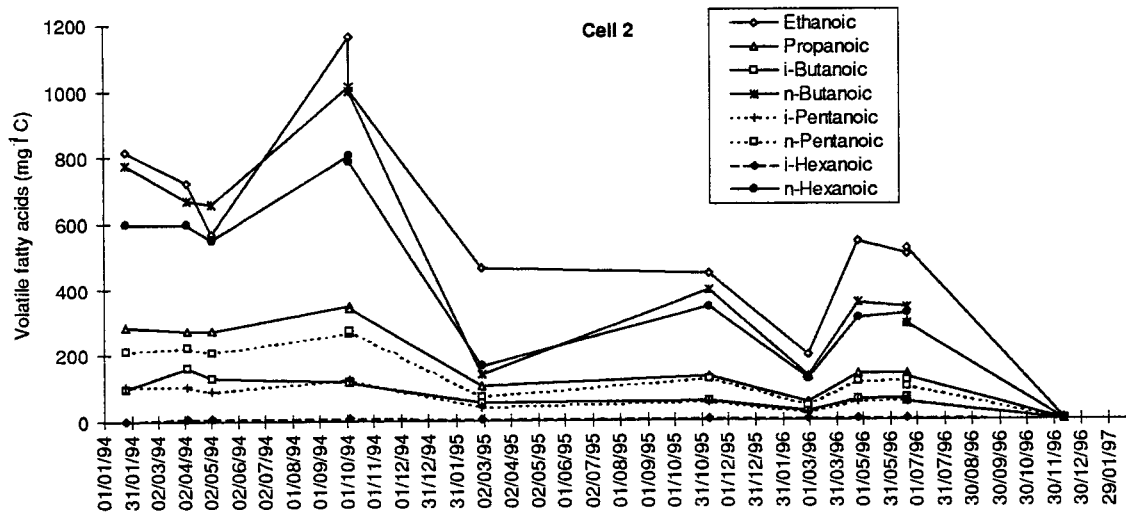
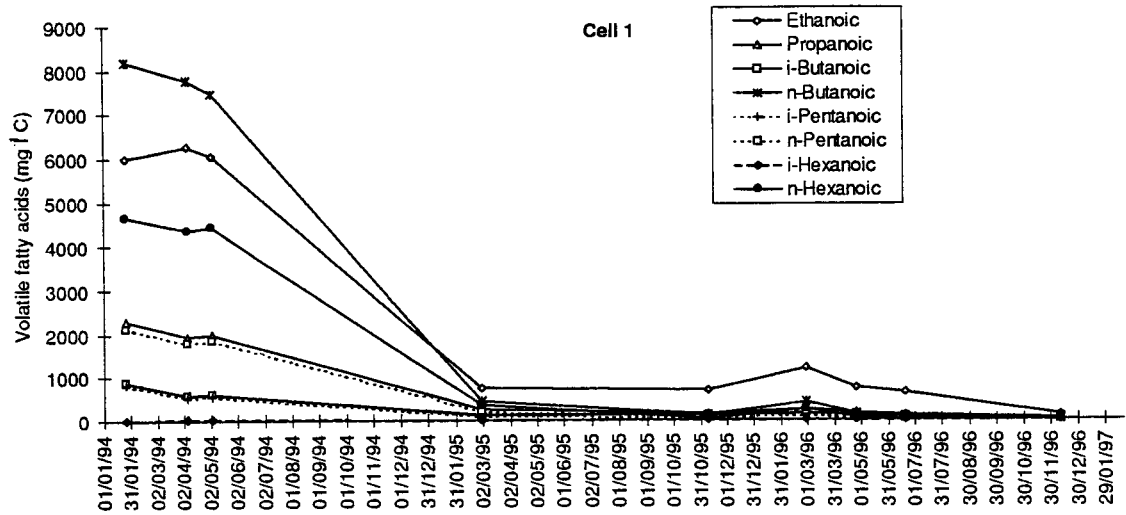


Figure 4.17 Volatile fatty acid concentrations - Cells 1 to 3

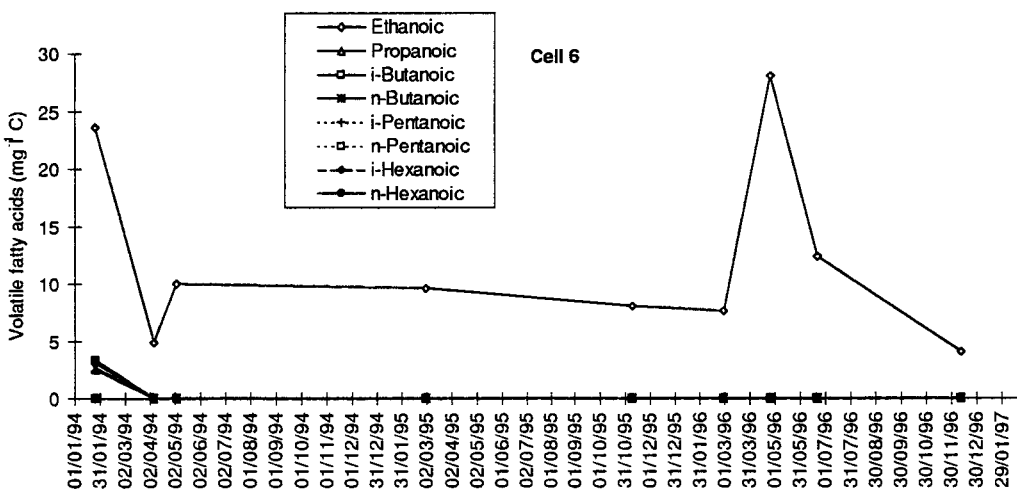
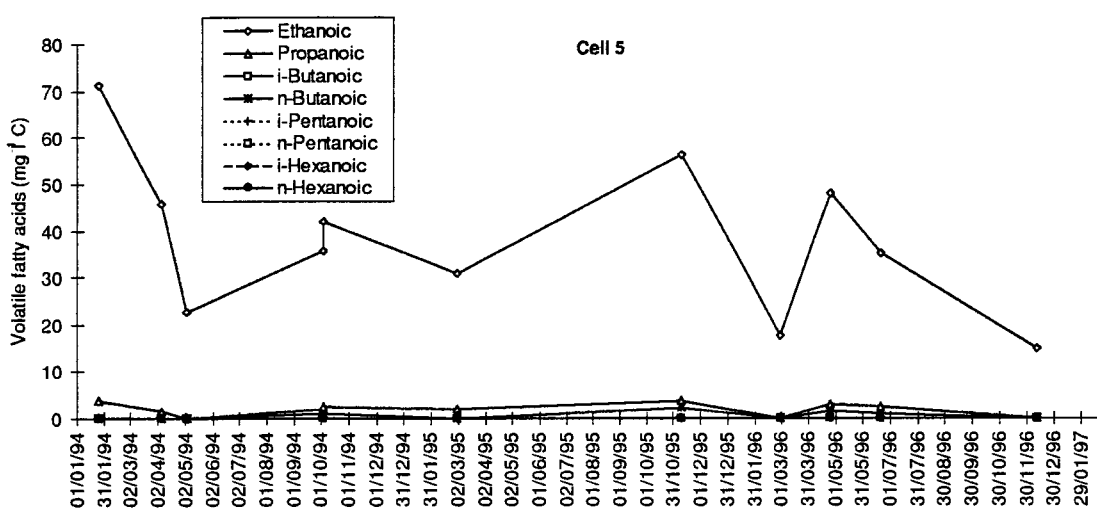
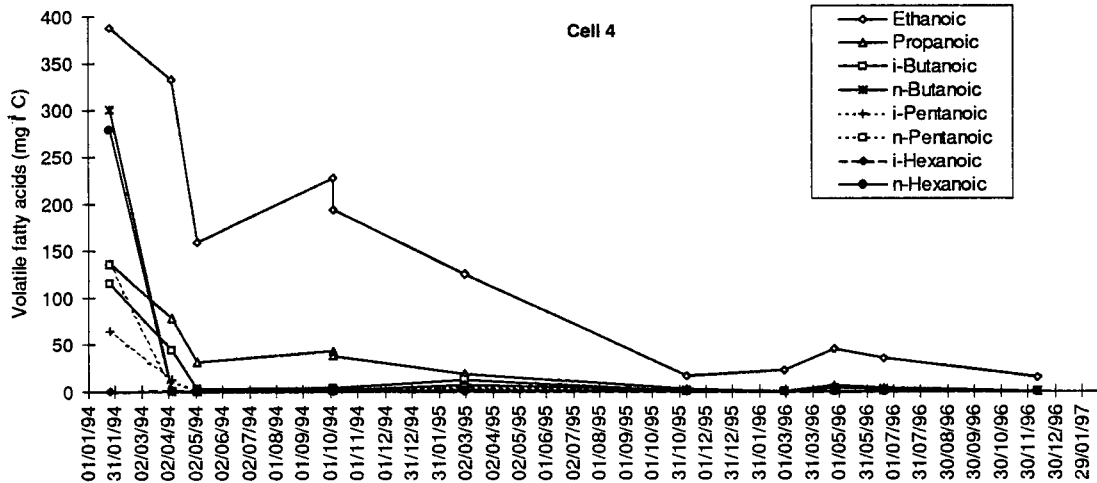


Figure 4.18 Volatile fatty acid concentrations - Cells 4 to 6

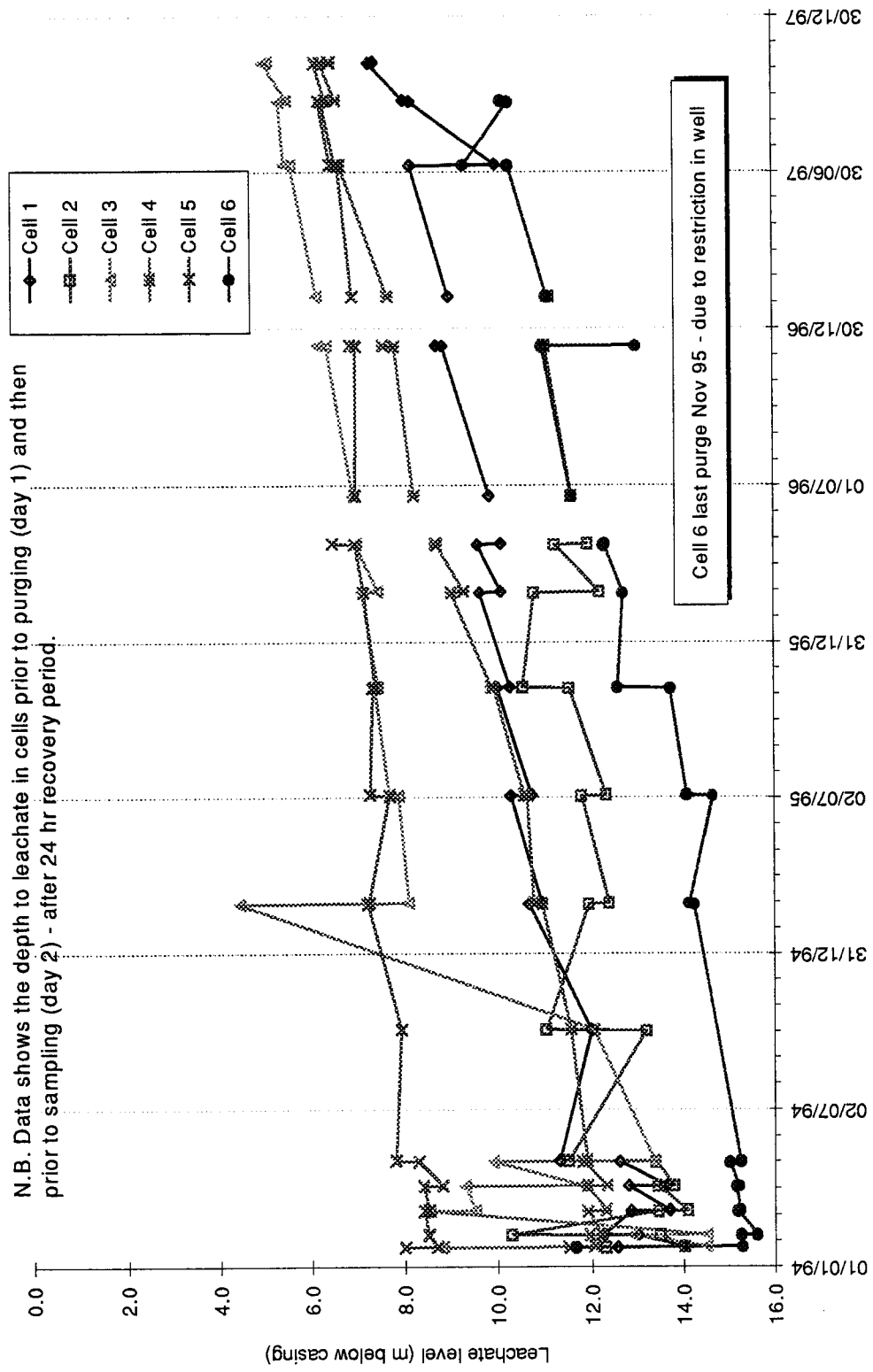


Figure 4.19 Leachate levels in borehole C in Cells 1 - 6



## 5. DISCUSSION

### 5.1 Trends in leachate chemistry

#### 5.1.1 Leachate levels

Before looking at the compositional data in detail, some comment is needed on the progressive increase in the depth of leachate within the cells. Figure 5.1 illustrates the levels prior to purging and forms the basis of the following discussion. Other data, showing the leachate levels both before and following borehole purging, is shown graphically in Figure 4.19 (see also Appendix C, Table C3).

Although leachate levels in all the cells are unique, the underlying trends exhibited in Cells 1, 2, 4 and 6 have been similar. At the point where the leachate purging strategy was initiated (January 1994), leachate levels generally lay within the range of 11 to 16 metres below the capping material. Since January 1994, these levels have continued to rise approximately  $1\text{-}2\text{ m yr}^{-1}$  during 1994 and  $1\text{-}1.5\text{ m yr}^{-1}$  during 1995. In the year July 1995 to July 1996, Cell 6 has shown a rise in leachate level of about 3 m. Although the reasons for this are unclear, an obstruction in the well has prevented purging since November 1995 and this might be a contributory factor. Cells 1, 2 and 4 (July 95 to July 96) continue to show similar trends with Cells 1 and 2 at about  $1\text{ m yr}^{-1}$  rise and Cell 4 at about  $2\text{ m yr}^{-1}$ .

The leachate level in Cell 5, at the start of the revised monitoring strategy (January 1994), was higher than in the other cells, at about 8 m below the capping material. Over the first year the leachate level increased by about 0.5 m, but during 1995 and 1996 the rate of increase has declined.

Leachate level behaviour in Cell 3 is less easily explained. Recovery following purging and the effects of liquid injection to the cell in February 1994 ( $231\text{ m}^3$ ) complicate the picture.

Although leachate levels have been recorded at frequent intervals during the study, the results are not as informative as they might be, principally because no survey data is available to compare one cell with another to common ordnance datum. Nevertheless, if this could be rectified, the data provide the means of carrying out a relative assessment of the effects of limited infiltration (say  $<100\text{ mm}$  through the clay capping) and waste settlement characteristics on the development of leachate levels in the test cells.

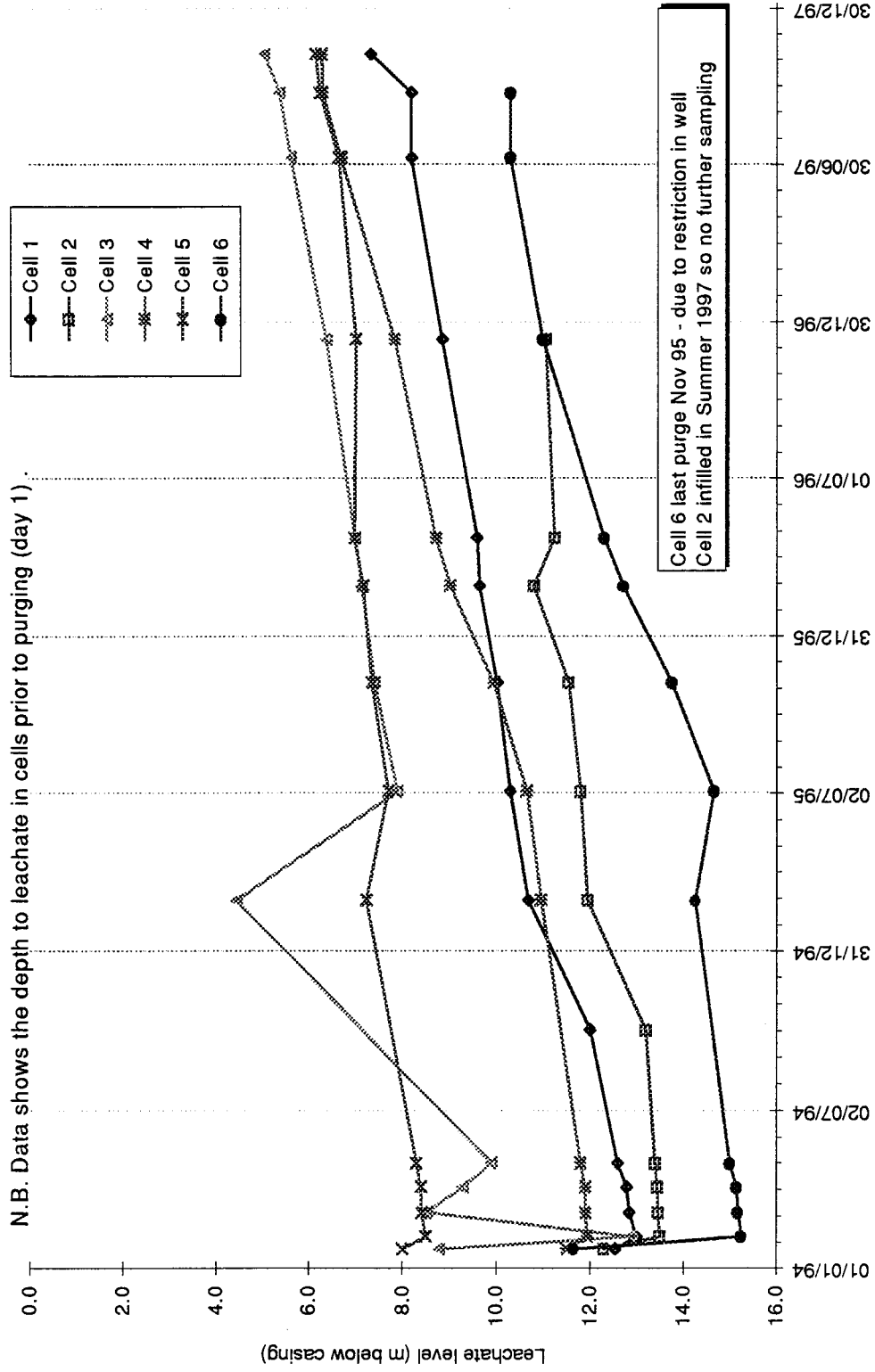


Figure 5.1 Depth of leachate in the cells prior to purging (c.f. Figure 4.19)



Using 'ball-park' estimates, a rise in leachate levels of approximately 1 to 2 m.yr<sup>-1</sup> could be attributed to an infiltration of 100 mm.yr<sup>-1</sup> if the active porosity<sup>2</sup> of saturated wastes at the base of each cell lies somewhere between 5 and 10 % (v/v). Nevertheless, the effect of active settlement in each of the cells will progressively decrease porosity. What remains unknown is the relative effects of reducing porosity and the level of infiltration.

We therefore recommend that each of the access wells, used in the monitoring programme, is surveyed to common ordnance datum and that the leachate level data, along with the settlement data, is made available to a suitable project team involved in the modelling of the mixing and hydrodynamics of water flow within landfills.

### 5.1.2 'Control' trials

Compositional analysis of leachate constituents for Cells 1 to 4 are presented in Figure 4.1 to Figure 4.8. Of particular significance is the decline in organic strength (and establishment of more neutral conditions) of the leachate abstracted from Cell 1, relative to Cells 2 and 4. In this respect, a shift from acetogenic conditions to more optimised methanogenic conditions within the saturated regions of all four cells is assumed.

Chloride concentrations in three of the cells (Cells 1, 2 and 4) have remained broadly similar, fluctuating about a mean of around 2700 mg l<sup>-1</sup>. The general fluctuations are believed to be influenced in the most part by solubility and dilution of salts controlled by changes in the month by month fluctuations of infiltration. Nevertheless, the underlying trend is relatively static. This is not wholly unexpected since no substantial removal of leachate occurs in any of the cells. Essentially, this large body of liquid, at the base of each cell, remains relatively unaffected by the comparatively small additional load of inactive dissolved salts, mediated by the rate of infiltration.

Chloride concentrations in Cell 3 have always been atypical and thought to be influenced significantly by surface ponding of rainwater on the cap which may have encouraged short-circuiting down the well casing and into the saturated zone at the bottom of the cell. Although the chloride levels have been recovering since January 1994, a further influence on concentration has been the liquid injection trial in February 94. Since the occurrence of this event, chloride levels have remained remarkably stable at around 2 000 mg l<sup>-1</sup>.

Similar trends reported for chloride are apparent for ammoniacal nitrogen in all 4 cells, with concentrations remaining relatively persistent in comparison to the degradable components of the leachate. Since the initiation of the well purging strategy back in January 1994, ammoniacal nitrogen concentrations have to some extent become more comparable between cells, although Cell 1 levels are now significantly higher. This may reflect the general delay in stabilisation within this cell, evidenced by the presence of relatively high concentrations of organics in the leachate up until the end of 1994.

<sup>2</sup> Active porosity - the volume of liquid that may drain under gravity from unit volume of a porous media.

Although concentrations are declining slowly in the other cells, Cell 1 levels still remain relatively high.

Heavy metal leaching is influenced by pH conditions as well as by the presence of organic ligands. The pH conditions in the leachate at the start of monitoring were varying, with Cell 1 having the lowest pH, at around 6, and the highest organic content (see Figure 4.7 - zinc and Figure 4.8 - nickel). Cells 2, 3 and 4 were near neutral (pH 7 to 7.7) hence lower heavy metal concentrations than Cell 1.

With no substantial removal of leachate from any of the four cells that is likely to influence the characteristics of leachate contained in the basal saturated layer of each cell, the only long-term influence must be driven by infiltration. In Cell 1, where metal solubility would have been higher between January and December 1994, in comparison with other cells (lower pH; more dissolved organic carbon), leachate concentrations would be expected to reflect this supposition. With the establishment of more neutral conditions beyond this point, metal concentrations are likely to remain relatively static, although at a higher level than in the other cells, where the combined effect of low pH and presence of dissolved organic carbon is not present.

The steady reduction in metal concentrations in Cells 2,3 and 4 can only be influenced by dilution effects and therefore it must be assumed that the pH conditions measured in the leachate of these cells must be roughly the same as those in the unsaturated zones. If this was not the case, solubilised metal would be added to the basal saturated levels with infiltrating water, resulting in static or rising concentrations (cf. chloride data). Because concentrations are dropping, it must be assumed that neutral pH conditions and low dissolved organic carbon concentrations are generally manifest throughout the waste mass.

Different effects can be seen in Cell 1. Here, zinc concentrations remain two orders of magnitude higher than in the other cells, and remain persistent. With infiltration bringing about dilution effects, it can only be assumed that the rate of release of zinc from the waste in this cell must be higher than in the other cells, with the principal control being pH and dissolved organic carbon. We surmise, therefore, that low pH conditions remain relatively persistent within the upper reaches of this cell. This can only mean that the level of organic stabilisation in this cell is not as advanced as in Cells 2, 3 and 4.

The leachate temperature (Figure 4.2) at the start of monitoring was between 22 to 25°C, rising to between 27 and 30 °C in April 1994 in all but Cell 3. Here, the temperature was still recovering following the liquid injection event at the end of February 1994. Seasonal ambient air temperatures have influenced the development of the temperature profiles in all the cells, with declining temperatures being recorded over winter months and increasing temperatures over summer months. Since January 1994, the general trend in leachate temperature has been upward, with all control cells reaching the highest recorded levels of between 35 - 40 °C during the autumn of 1996. Since that date, the temperatures have declined slightly and at the time of writing this report are between 30 - 35 °C. With such an upward and persistent trend, it can only be assumed that this is the result of significant biological activity within each of the cells, that appears not to be declining.

### **5.1.3 'Control' versus sludge (Cell 5) and commercial, non-hazardous (Cell 6) co-disposal trials**

Data are plotted in Figures 4.9 to 4.16. The average from Cells 1 and 2 combined is compared with results from Cells 5 and 6.

Of note is the lower chloride and ammoniacal nitrogen concentrations in Cell 6 leachate. This reflects the lower level of municipal solid waste in this cell, in comparison with the other trial cells, and the 'diluting' influence of the 'inert' trade waste materials added to this cell to encourage landfill gas production.

Other influences are related to the much higher organic strength and lower pH of the leachate contained in Cell 1 during 1994, which has since declined and neutralised rapidly. This serves to illustrate the much more rapid assimilation of readily degradable organics in Cells 5 and 6, in comparison with the collective control cell data.

The leachate temperatures in Cells 5 and 6 have consistently been higher than the average temperature for Cells 1 and 2. The general trend for the development of temperature in the co-disposal cells remains upward, with temperatures ranging between the cells from 30-35 °C.

In general, the addition of digested sewage sludge has assisted the waste stabilisation processes by 'switching on' the gas production at an early stage, following waste emplacement. Ammoniacal nitrogen concentrations in the leachate, which might have been expected to rise in direct response to the sludge addition, have remained remarkably similar to the levels observed in the control trials. One additional and notable feature of the sludge cell leachate composition is the low levels of mobile heavy metals; in particular nickel and zinc. Concentrations of these metals are lower in the sludge cell than in the collective control cells. Allowing for the assumption that the total metal content of Cell 5, at the outset of the trials, was higher than in the 'control' cells, this observation warrants further investigation. The long-term controlling influences over heavy metal mobility in landfills need to be examined and in particular what appears to be the strong solubility controls, influenced by pH and dissolved organic carbon.

Like the sludge co-disposal trial, there is some evidence that the addition of commercial and non-hazardous (more inert) waste to Cell 6 had a beneficial effect in accelerating the onset of methanogenic conditions, with organic 'burn out' in the leachate being more rapid in this cell compared with the collective control trials. To assist the process, pH has generally been well buffered in the leachate, remaining neutral to alkaline since the spring of 1990 and very stable during this latter monitoring phase. It should however be noted that this cell contained proportionately less putrescible waste than the other cells, the balance being made up of less degradable components. This feature may have been responsible for the lower than average chloride and ammoniacal nitrogen concentrations observed in the leachate, and may have had some bearing on the 'lower than average' level of organics too.

In conclusion, monitoring data of the kind described above should be put into perspective with the characterisation of leaching behaviour of wastes in a range of different landfills.

A new presentation of the metals data, as a function of the main release controlling parameter - pH, could lead to fresh insights, in which leachate characteristics can be classified in chemical, rather than biological, terms. Such an approach could help to demonstrate consistency in the way materials leach in the long term in landfills and thus provide a basis for acceptance criteria and waste pre-treatment prior to disposal.

## **6. CONCLUSIONS AND RECOMMENDATIONS**

### **6.1 Sample pre-treatment in the field**

The effects of various filtration techniques and filter pore size - 1.2 and 0.45  $\mu\text{m}$  - have been investigated.

The use of separate filtration apparatus, rather than in-line disposable filters, proved difficult because the apparatus is designed to work on a low cross sectional area. Although suited to relatively clean water filtration applications, this kind of apparatus is seldom appropriate for leachates because numerous filter paper changes are required to prepare sufficient leachate from each borehole for analysis. In addition the need to rinse equipment between samples is time-consuming and presents unacceptable opportunities for sample contamination.

The use of disposable in-line filters, which have a pleated membrane with a large surface area proved a more attractive option. Filter pore sizes of 1.2 and 0.45  $\mu\text{m}$  were used successfully in the field. This procedure enabled rapid sampling and filtration directly into sample bottles. The integrity of the samples was not compromised by cross-contamination between boreholes and the filters were discarded after use. One 1.2  $\mu\text{m}$  filter per borehole proved sufficient for the volume of sample required for analysis (150 ml). A 0.45  $\mu\text{m}$  filter was also able to filter the volume required. The ease of use, time saved on site, the lack of cross contamination and immediate preservation of samples more than compensates for the additional consumables cost of the filters.

#### **6.1.1 Recommendation**

From the fieldwork carried out during this project, the use of in-line disposable filters are recommended in preference to either on-site filtration apparatus or filtration on return to the laboratory. BOD, COD and TOC determinations, however, should still be carried out on unfiltered samples.

The filter pore sizes assessed were 0.45  $\mu\text{m}$  or 1.2  $\mu\text{m}$ , both of these large capacity filters were capable of producing the volume of filtrate required for analysis. The approximate cost of the 0.45  $\mu\text{m}$  filters are currently £12 each (1997), compared with £23 for the 1.2  $\mu\text{m}$  filters.

On the basis of the results reported in Section 3, the over riding opinion was that there appeared to be little evidence to suggest that one filtration device was any better than another. Because the 0.45  $\mu\text{m}$  filters are cheaper and of a pore size generally recognised as representing the boundary between dissolved or suspended matter, WRc recommend that a 0.45 $\mu\text{m}$  filter is used for field based filtration of landfill leachates. However, it is essential that the large capacity filters which are now available are used as these are the only ones which can cope with leachates.

On site measured parameters should include pH, conductivity and leachate temperature. These ideally need to be measured using a flow-through cell. If this is not possible, readings should be carried out on a bulk sample immediately following its recovery from the well. This will minimise any changes in characteristics, particularly the influence of the ambient air temperature on the leachate temperature.

## **6.2 Sample handling in the field and laboratory**

- *Metals*

For calcium, magnesium, sodium and potassium there is no difference between digested and undigested samples and the various filters used. For other metals if there is any major difference then the unfiltered digested sample gives the highest concentration, as would be expected. There appears to be no significant difference between digested and undigested samples, for the same filter pore size. However, the concentrations of iron and zinc, are significantly reduced when using 0.45 µm filter pore size.

- *Major anions, BOD, COD and TOC*

There are no significant differences between unfiltered samples and those filtered through 1.2 µm or 0.45 µm filters. Some results, however, are too low for any assessment to be made, or were inconclusive.

- *Volatile fatty acids*

There are no significant differences between leachate samples filtered through 0.45 µm and 1.2 µm filters.

### **6.2.1 Recommendations**

These results reinforce the conclusion that it is more important to use appropriate filtration techniques on-site than to put undue emphasis on sample pre-treatment in the laboratory. Significant improvements in sample integrity, and the resulting quality of data (particularly heavy metals), can be achieved by employing on-site filtration during landfill monitoring exercises. WRc recommend that in order to achieve these improvements, routine ion balance checks should be incorporated into the sampling plan of a monitoring exercise. The results of these check samples should be reviewed by the responsible officer and then discussed with the field monitoring staff.

## **6.3 Sample pre-treatment (field and laboratory) effects on ion balance calculations**

Sample preparation methods can play an important part in obtaining a stable sample in which cations and anions are roughly balanced. Our research has indicated that the

following sample pre-treatment measures can have a significant bearing on ion balance. We make the following recommendations:

- samples for major and minor cations (i.e. Na, K, Ca, Mg plus heavy metals and other trace metals) should be:
  - filtered through 0.45 µm filters on site and preserved immediately. Filtration removes suspended material from the sample which may or may not be ‘foreign’. If not removed this suspended material is liable to be dissolved following acidification;
  - although our research has demonstrated that a digestion step prior to analysis improves ion balance, the effect is marginal and far outweighed by the in-field activity of filtration. The choice of digesting the sample, or otherwise, is therefore a matter of professional judgement at the time of developing the sampling plan.
- Samples collected for major anions, BOD, COD, TOC and volatile acids do not require filtration. This is particularly relevant for the determination of alkalinity where filtration tends to increase the alkalinity of the sample. Although not specifically examined as part of this study, it is also recommended that samples collected for the determination of organic parameters such as pesticides and hydrocarbons, do not require field filtration.

## 6.4 Summary recommendations

The best approach to sample pre-treatment is:

- *for cations* - filter on sampling, using a 0.45 µm in-line disposable filter. Bottle the sample using an acid preservative. Analyse the sample ‘at leisure’ (a digestion step is not generally required).
- *for anions* (including BOD, COD, TOC, volatile acids and organic parameters such as pesticides and hydrocarbons) - no filtration required, but use preservatives for biologically sensitive determinands, particularly where the analysis may be delayed beyond a period of up to 12 hours. The use of a cold box, during sample transit between site and laboratory, is also recommended.

An alternative, but less desirable, approach would be:

- filter the sample in the field and bottle un-preserved. Return the sample to the laboratory in a cool box. The analytical laboratory must carry out the sample splitting and preservation as appropriate. NOTE: This alternative approach should only be adopted if the sample can be delivered to the analytical laboratory within a period of 4 hours.

## 6.5 Design considerations and indicators for efficient bio-reactive landfills

A bio-reactive landfill is characterised by the following main features:

- strongly methanogenic conditions, achieved relatively rapidly;
- associated high landfill gas production rates;
- generally high moisture content, often significant depths of saturated wastes;
- alkaline leachate pH-values, generally greater than 7.5;
- high temperatures, typically 30-50 °C, but can be lower.

As pointed out by Robinson (1995), the development of efficient bioreactor landfills, under UK conditions has in general been - “a fortuitous process, assisted in most cases by the inadvertent, relatively uncontrolled ingress of large quantities of water into wastes at some stage during or following waste deposition”. Such ingress of water can occur as infiltration through the surface capping material, or as rising water level within the landfill as a result of groundwater inflow at depth or perhaps by collapsing pore space and settlement of the wastes with age.

Evidence presented by Robinson (1995) suggests that relatively high, persistent temperatures (often in excess of 40 °C) have been observed and maintained for periods as long as 13 years by rising water levels from the base of landfilled wastes. In contrast, waste saturation and bio-reactive conditions, solely brought about by surface infiltration, give rise to more modest temperatures in the range 30-35 °C. Cooling effects and the mobility of acetogenic leachates are thought to influence these conditions.

It is clear therefore that the distribution and development of saturated moisture conditions within wastes is regarded as essential for the optimisation of conditions conducive to rapid anaerobic digestion under landfill conditions. The Brogborough test cells have provided further evidence to back up these claims and have provided some important indicators as to how a more optimised, bioreactor approach could be developed through further research and development work.

Leachate monitoring at the cells has indicated that acetogenic and methanogenic conditions co-exist without detriment to gas production. However, methanogenic conditions were generally found to be associated with the saturated basal layers of waste in each cell. This contrasts with acetogenic conditions, which tend to be associated with the drier, unsaturated upper layers of waste.

It follows that controlled irrigation or recirculation of methanogenic leachate to capped waste should be one way of bringing about a more rapid stabilisation of landfilled waste in a sustainable landfill development. In recognition that the saturated basal layers of landfills could be encouraged to become more efficient in methane production, and irrigation or recirculation of leachate is one way that this could be brought about, studies should concentrate on the engineering requirements that would enable this to be achieved in a controlled and predictable way.

In order to understand the relative significance of infiltration and waste settlement characteristics, we suggest that each of the leachate monitoring wells are surveyed to common ordnance datum and that the leachate level data, along with the waste settlement



data, is made available to a suitable project team studying the mixing and hydrodynamics of water flow in landfills.

In addition, process control 'tools' need to be developed which will allow a degree of feedback control on the process. Previous work carried out by WRc on the Landfill 2000 controlled recirculation trials (Blakey *et al* 1996) indicated that the measurement of *in situ* hydrogen within the unsaturated and saturated zones of waste may provide some means of achieving this objective. Indications of organic overload are generally considered to occur when hydrogen concentrations exceed 200-300 ppm in the gas phase. These conditions were readily achieved in the non-recycle trial by withdrawing the saturated zone leachate and encouraging more rapid flow of fresh substrate into the basal layers of the waste mass. In contrast, in the recirculation cell, a similar activity did not induce the same effects. This led to the conclusion that the saturated zone in the recirculation trial was more optimised to a greater supply of substrate and hence was operating more efficiently.

Field sampling strategies designed to monitor the development and progress of bio-reactive conditions within a modern landfill should incorporate a leachate purging requirement prior to any sampling activity. Over-reliance on baling techniques during earlier phases of the Brogborough trials emphasised the ease with which erroneous conclusions were reached concerning the status of conditions within the wastes. If this is not appreciated, use of data of this kind can mislead site management, or those with regulatory responsibilities, and incur significant wastage of time and resources. Leachate data, of the kind generated in this study, should be used more widely in the characterisation of leaching behaviour of wastes in a range of landfill circumstances. A new presentation of the metals data, as a function of the main release controlling parameter - pH, could expose consistency in the way materials leach in the long term in landfills. Such information could be used to develop acceptance criteria and waste pre-treatment requirements for landfill disposal.



## REFERENCES

Blakey N.C., Reynolds P.J., Bradshaw K. and Young C.P. (1996) Landfill 2000 - A field trial of accelerated waste stabilisation. Report prepared for the UK Department of the Environment under contract PECD 7/10/277. CWM 050/96.

Blakey N.C. and Bradshaw K. (1994) Brogborough test cells - Leachate monitoring. Final report of ETSU Contract B/EW/00389/15/00 (WRc Report CO 3743 - August 1994).

Robinson H.D. (1995) A review of the composition of leachates from domestic wastes in landfill sites. Report prepared for the UK Department of the Environment under contract PECD 7/10/238. CWM 072/95.



**APPENDIX A**

**WR<sub>c</sub> PROTOCOLS AND RECORD SHEETS**



## **PROTOCOL FOR SAMPLING FROM A LEACHATE MONITORING BOREHOLE BY PUMPING**

### **Equipment/apparatus**

The following list is not exhaustive but includes the main elements:

- Site map and borehole diagram (background information on the monitoring array is highly desirable);
- Tool kit (to serve the monitoring equipment as well as the closure cover of the borehole);
- pH meter and probe;
- Conductivity meter and probe;
- Dissolved oxygen (DO) meter and probe (optional);
- Eh meter and probe (optional);
- Flow through cell for pH, conductivity, Eh and DO measurements (optional);
- Sample bottles;
- Plastic sheet;
- Leachate level dipper;
- Sample recovery equipment;
- Totalising water meter (optional);
- Deionised or distilled water for rinsing equipment.

### **Preparation for sampling**

The requirements of the sampling exercise will be documented in the Sampling Plan. Before developing the Sampling Plan, the objectives of the exercise must be defined. This protocol only covers the basic sampling methodology, but the following check list will assist the development of the Sampling Plan and hence the preparations for the sampling exercise.

1. Read the Company/organisation health and safety policy statement and prepare a Site Operating Procedure (SOP) for inclusion in the Sampling Plan. (NOTE: The SOP should take account of the employer's responsibility with respect to the Control of Substances Hazardous to Health (COSHH) Regulations 1988. Each SOP should be assigned a specific hazard/risk code which can be used to identify appropriate Personal Protective Equipment (PRE) for the task.)
2. Check the access route and ground conditions for the field vehicle and discuss with the site owner or other responsible person. Agree conditions of entry to the site in writing and add these to the Sampling Plan.

3. Discuss the sample analytical requirements with the analyst (e.g. determinands, sample type and condition, bottles, sample storage, reception arrangements) and collect the prepared bottles in good time for the sampling exercise. (NOTE: Other sample requirements such as filtration, preservation, bottle head space should be discussed at this stage).
4. Obtain all information relating to borehole construction and leachate levels.
5. Calculate the volume of leachate standing within the borehole (a single well volume). (NOTE: It is often helpful at this stage to create a quick look up table for later use in the field.)
6. Decide on the depth at which the pump is to be set. (NOTE: the decision will be based on the borehole characteristics, the position of the screen, the type of pump and the objectives of the exercise. Always check the Sampling Plan and discuss with the supervisor.)
7. Before packing the sample recovery equipment, check the cleaning procedure records and repeat to the appropriate standard, if not satisfied.
8. Check the calibration of the pH, temperature, conductivity, Eh and DO probes. (NOTE: Ensure that calibration and standard solutions are taken on the sampling exercise.)

#### **Procedure for sampling a leachate monitoring borehole**

1. Open the observation borehole and check the depth to the leachate and the total depth of the borehole using a leachate level dipper. Record the results in the field log. (NOTE: It is often difficult to obtain an accurate measurement of leachate level in an actively gassing landfill borehole. Pressure transducers provide an alternative means of making this measurement.)
2. Lay out all the sample recovery equipment on clean plastic sheet or on trays/boxes.
3. Check the volume of leachate to be pumped (see Preparation for Sampling, item 5) and set up arrangements for disposing of the purged leachate (see the Sampling Plan).
4. Assemble the sample recovery equipment and lower the assembly into the borehole. Tape all cables and rising main together to avoid tangling and damage to cables. At the required depth, secure in position (e.g. by locking the cable drum or by using a catch plate).
5. Connect the discharge hose between the top of the rising main and a suitable discharge point. This might be:
  - a reception tank, sized to contain at least three well volumes of leachate;
  - a down-gradient leachate borehole; or
  - surface discharge, if agreed with the site operator/supervisor.

(NOTE: It is inadvisable to freely discharge leachate in the vicinity of the borehole head works in a way that is likely to result in leachate returning to the borehole or other boreholes to be sampled.)

(NOTE: In all cases the Sampling Plan will be explicit in the approach to be taken here. If not seek further guidance from your superior.)



A totalising water meter can be fitted onto the discharge hose to aid the measurement of discharge volume.

6. Consult the Sampling Plan for the required purge volume, start the pump and run until three well volumes of leachate have been purged. (NOTE: see item 3 above.) If the borehole runs dry, note the pump time and calculate the volume of leachate which has been purged. If recharge is very slow, samples may have to be obtained by bailing.
7. Check the calibration of all instrument probes for on-site determinations. Measurements of temperature, pH, conductivity, Eh, and DO should all be carried out in a flow-through cell connected to the reduced-flow discharge line, after removing air bubbles from the cell. Alternatively pH, temperature and conductivity can be measured in a clean beaker full of leachate, but on no account should Eh and DO be measured in this way. Record the results in the field log, with any comments on appearance and odour.
8. Fill the sample bottles direct from the discharge tubing where possible, as follows:
  - rinse the bottles which do not contain preservative (e.g. TOC, COD, pesticides, hydrocarbons) with leachate and fill to the top. No field filtration required;
  - bottles containing preservatives (e.g.  $\text{NH}_3\text{-N}$ ) should not be rinsed and only filled to the 'fill-to-mark'. No field filtration required;
  - samples for **dissolved** metal determinations should be filtered through 0.45 $\mu\text{m}$  filters, and the first aliquot of filtered sample discarded, prior to filling the preservative-containing bottle to the fill-to mark. Samples for **total** metal determinations are not filtered. Commit filtration details to the sampling plan;
  - before collecting samples for volatile determinands, reduce the pumping rate to  $<2 \text{ l min}^{-1}$ . Fill the glass vial to the rim and screw on the cap with PTFE-lined septum. There should be no headspace. Store the vials upside down in a coolbox to minimise loss of volatiles.
9. Check that the sample bottles are labelled correctly, then pack them into a coolbox containing chilled freezer blocks for transport.
10. When QA/QC samples are needed, 'trip' blanks should remain unopened and 'field' blanks should be transferred from their bottles into fresh bottles containing the relevant preservative.
11. Slowly withdraw the sample recovery equipment from the borehole so as to avoid damage to the rising main or any cables. Disassemble the equipment on the plastic sheet, rinse with deionised or distilled water and pack the equipment away.
12. Secure the closure cover of the borehole.
13. Deliver the sample bottles to the laboratory, completing sample custody forms.
14. All field equipment should be thoroughly cleaned using a proprietary cleaning fluid on return to the laboratory (NOTE: It is prudent practice to set up a record of this activity and get a colleague to certify the completion of the cleaning before the equipment is returned to storage.)

## ADDITIONAL INFORMATIVE NOTES

- Pump sets used for sampling landfill leachate should be appropriately marked and must not be used for routine 'clean' groundwater monitoring.
- The same protocol can be followed using a bailer or *in situ* inertial pump. However, it is advisable to carry out the well purging the day before sampling using a submersible pump. Additional personnel can assist in this preparatory work (e.g. site operator or owner), but it is important that their activities are agreed and included in the Sampling Plan.
- It is not possible to purge leachate sumps and their use as monitoring structures is not recommended.
- Conditions in the borehole (e.g. presence of silt or other heavy particulates) may affect the temporal variations in the data, or be responsible for systematic trends. Where changes in borehole conditions are encountered, the field technician must discuss his observations with his superior and any agreed changes in monitoring strategy logged in the Sampling Plan.
- The principle of removing three well volumes of leachate to purge a borehole is a good general guide. However, detailed knowledge obtained during a monitoring programme might indicate that a change to this strategy is appropriate.

## REFERENCE

Clark, L. (1992) Methodology for monitoring and sampling groundwater. NRA R&D Note 126

## **APPENDIX B**

### **BOREHOLE PURGING RECORD SHEETS, AS COMPLETED BY SHANKS & McEWAN**



## Brogborough Leachate Sampling - Protocol 1 Well Purging prior to sampling

Date :  
Completed by:

| Borehole No. C   | Cell 1 | Cell 2 | Cell 3 | Cell 4 | Cell 5 | Cell 6 |
|--|--------|--------|--------|--------|--------|--------|
| Depth of borehole/m below top of casing (A) (measured - 24 Jan 94)   | 19.30  | 16.80  | 19.32  | 17.80  | 18.15  | 18.50  |
| Depth TO leachate/m below top of casing (B)  |        |        |        |        |        |        |
| Depth of leachate/m: (d = A - B)   |        |        |        |        |        |        |
| <b>PURGING:</b> Pump Flow rate (l/min) (C). If approx. 66l/min consult look-up table.                                  |        |        |        |        |        |        |
| Purge volume required for 3 well volumes: (d x 200 = D litres). <b>NB.</b> No need to calculate if using look-up table |        |        |        |        |        |        |
| Pump time required: (D/C = E mins) (if pump at approx. 66l/min refer to look-up table)                                 |        |        |        |        |        |        |
| Actual Time pump on (mins) (F)   |        |        |        |        |        |        |
| Did borehole pump dry? (Y/N)   |        |        |        |        |        |        |
| Actual purge volume (litres): (C x F = G litres)   |        |        |        |        |        |        |
| No. of well volumes purged:  |        |        |        |        |        |        |
| Purged Leachate discharged to  |        |        |        |        |        |        |
| Borehole no:   |        |        |        |        |        |        |

Please Complete (at least the non-shaded sections) And Return To:  
Karen Bradshaw or Robert Oliver

WRC  
Henley Road, Medmenham,  
Marlow,  
BUCKS SL7 2HD Tel: 0491 571531

**Purge Volume Calculations:**

Volume of Liquid in Borehole (1 well volume) =  $v \text{ (m}^3\text{)} = \pi r^2 \times d$ , where  $d$  = depth of leachate (m) and  $r$  = radius of borehole (m)  
 Borehole Diameter = 30cm = 0.30m, therefore borehole radius  $r = 0.15\text{m}$   
 Therefore  $v \text{ (m}^3\text{)} = \pi (0.15)^2 \times d$

=  $0.071 \times d$   
 Therefore 3 well volumes =  $0.212 \times d \text{ m}^3$   
 $1 \text{ m}^3 = 1000 \text{ litres}$

Therefore 3 well volumes =  $212 \times d \text{ litres}$   
 Approximate to purge 200 x d litres

**WELL PURGING LOOK-UP TABLE:**

Assuming 66 litres/min (pump on maximum)

↪ Number of minutes to purge for 1,2, and 3 well volumes

| Depth of leachate/m →<br>Purge volumes ↓ | 2m     | 3m     | 4m      | 5m      | 6m      | 7m      |
|--|--------|--------|---------|---------|---------|---------|
| 1 well volume                            | 2 mins | 3 mins | 4 mins  | 5 mins  | 6 mins  | 7 mins  |
| 2 well volumes                           | 4 mins | 6 mins | 8 mins  | 10 mins | 12 mins | 14 mins |
| 3 well volumes                           | 6 mins | 9 mins | 12 mins | 15 mins | 18 mins | 21 mins |

| Depth of leachate/m →<br>Purge volumes ↓ | 8m      | 9m      | 10m     | 11m     | 12m     |
|--|---------|---------|---------|---------|---------|
| 1 well volume                            | 8 mins  | 9 mins  | 10 mins | 11 mins | 12 mins |
| 2 well volumes                           | 16 mins | 18 mins | 20 mins | 22 mins | 24 mins |
| 3 well volumes                           | 24 mins | 27 mins | 30 mins | 33 mins | 36 mins |

**Brogborough Leachate Sampling Protocol - Table 2**  
**Borehole sampling by inertial pump method**

Date :

Present :

| Borehole No. C                                   | Cell 1                                 | Cell 2 | Cell 3 | Cell 4 | Cell 5 | Cell 6 |
|--|--|--------|--------|--------|--------|--------|
| Date of well purging:                            |  |        |        |        |        |        |
| Leachate level<br>(m below top of casing)        |  |        |        |        |        |        |
| <b>On-site measurements:</b>                     |  |        |        |        |        |        |
| pH   |  |        |        |        |        |        |
| Temperature<br>°C                                |  |        |        |        |        |        |
| Conductivity<br>mS                               |  |        |        |        |        |        |
| Any additional comments:<br>(or add to notebook) |  |        |        |        |        |        |
| <b>Lab measurements:</b>                         | <b>If unable to determine in field</b> |        |        |        |        |        |
| pH   |  |        |        |        |        |        |
| Temperature<br>°C                                |  |        |        |        |        |        |
| Conductivity<br>mS                               |  |        |        |        |        |        |
| Any additional comments:<br>(or add to notebook) |  |        |        |        |        |        |





## Broxborough Leachate Sampling - Protocol 1 Well Purging prior to sampling

Date: 24 January 1994

Completed by: Karen Bradshaw (WRC) and Steve Wheeler (SME)

| Borehole No. C   | Cell 1    | Cell 2       | Cell 3    | Cell 4                  | Cell 5            | Cell 6        |
|--|-----------|--------------|-----------|-------------------------|-------------------|---------------|
| Depth of borehole/m below top of casing (A) (measured - 24 Jan 94) | 19.30     | 16.80        | 19.32     | 17.80                   | 18.15             | 18.50         |
| Depth TO leachate/m below top of casing (B)                        | 12.55     | 12.30        | 8.80      | 11.50                   | * Frthy +<br>8.00 | 11.65         |
| Depth of leachate/m: (d = A - B)                                   | 6.75      | 4.50         | 10.52     | 6.30                    | 10.15             | 6.85          |
| <b>PURGING:</b>  | 66 l/min  |              | →         | 24 l/min                |                   | →             |
| Pump Flow rate (l/min) (= C)                                       | 1350      | 900          | 2104      | 1260<br><del>2030</del> | 2030              | 1370          |
| Purge volume required for 3 well volumes: (d x 200 = D litres)     | 21        | 14           | 32        | 52                      | 85                | 57            |
| Pump time required: (D / C = E mins)                               | 19 → 0.27 | 8 1/2 → 0.24 | 20 → 0.27 | 52                      | ⊗ 17 → 0.57       | 20 1/2 → 0.27 |
| Actual Time pump on (mins) (F)                                     | 1254      | 561          | 1320      | 1260                    | 408               | 492           |
| Actual purge volume (litres): (C x F = G litres)                   | 2.8       | 1.9          | 1.9       | 3                       | 0.6               | 1.1           |
| No. of well volumes purged:  |           |              |           |                         |                   |               |
| Purged Leachate discharged to Borehole no:                         |           |              |           |                         |                   |               |

⊗ Obstruction in borehole ∴ pump not near bottom

### Purge Volume Calculation:

Volume of Liquid in Borehole (1 well volume) =  $v \text{ (m}^3\text{)} = \pi r^2 \times d$ , where d = depth of leachate (m) and r = radius of borehole (m)

Borehole Diameter = 30cm = 0.30m, therefore borehole radius r = 0.15m

$$\text{Therefore } v \text{ (m}^3\text{)} = \pi (0.15)^2 \times d \\ = 0.071 \times d$$

Therefore 3 well volumes =  $0.212 \times d \text{ m}^3$   
1 m<sup>3</sup> = 1000 litres

Therefore 3 well volumes = 212 x d litres  
Approximate to purge 200 x d litres

Please Complete And Return To:  
Karen Bradshaw or Robert Oliver

WRC  
WATER RESEARCH CENTRE  
P.O. BOX 16  
MARLOW  
BUCKINGHAMSHIRE  
SL7 2HD  
TEL: 0491 571531

**WELL PURGING LOOK-UP TABLE :**

Assuming 66 litres/min (pump on maximum) ⇔ Number of minutes to purge for 1,2, and 3 well volumes

| Depth of leachate/m<br>→ | 2               | 3      | 4       | 5       | 6       | 7       | 8       | 9       | 10      | 11      | 12      |
|--------------------------|-----------------|--------|---------|---------|---------|---------|---------|---------|---------|---------|---------|
|                          | Purge volumes ↓ |        |         |         |         |         |         |         |         |         |         |
| 1 well volume            | 2 mins          | 3 mins | 4 mins  | 5 mins  | 6 mins  | 7 mins  | 8 mins  | 9 mins  | 10 mins | 11 mins | 12 mins |
| 2 well volumes           | 4 mins          | 6 mins | 8 mins  | 10 mins | 12 mins | 14 mins | 16 mins | 18 mins | 20 mins | 22 mins | 24 mins |
| 3 well volumes           | 6 mins          | 9 mins | 12 mins | 15 mins | 18 mins | 21 mins | 24 mins | 27 mins | 30 mins | 33 mins | 36 mins |

Brogborough Leachate Sampling - Protocol 1  
Well Purging prior to sampling

Date: **7th FEBRUARY 94**  
Completed by: **STEVE WHEELER**

| Borehole No. C  | Cell 1  | Cell 2  | Cell 3  | Cell 4  | Cell 5  | Cell 6                |
|---|---------|---------|---------|---------|---------|-----------------------|
| Depth of borehole/m below top of casing (A) (measured - 24 Jan 94)  | 19.30   | 16.80   | 19.32   | 17.80   | 18.15   | 18.50                 |
| Depth TO leachate/m below top of casing (B)   | 13.00   | 13.50   | 12.90   | 11.95   | 8.50    | 15.25                 |
| Depth of leachate/m: (d = A - B)  | 6.30    | 3.30    | 6.42    | 5.85    | 9.65    | 3.25                  |
| <b>PURGING:</b> Pump Flow rate (l/min) (C). If approx. 66l/min consult look-up table.                           | 66 l/m. | 66 l/m. | 66 l/m. | 66 l/m. | 66 l/m. | TIME TRIAL<br>66 l/m. |
| Purge volume required for 3 well volumes: (d x 200 = D litres). NB. No need to calculate if using look-up table | 1260    | 660     | 1284    | 1170    | 1930    | 650                   |
| Pump time required: (D/C = E mins) (if pump at approx. 66l/min refer to look-up table)                          | 19.00   | 10.0    | 19.5    | 18.0    | 29.5    | 9.0                   |
| Actual Time pump on (mins) (F)  | 19.00   | 9.0     | 19.5    | 18.0    | * 7.45  | 9.0                   |
| Did borehole pump dry? (Y/N)  | NO      | YES     | NO      | NO      | YES     | NO                    |
| Actual purge volume (litres): (C x F = G litres)  | 1260    | 594     | 1284    | 1170    | 492     | 650                   |
| No. of well volumes purged:   | 3       | 2.7     | 3       | 3       | .77     | 3                     |
| Purged Leachate discharged to Borehole no:  | 23A.    | 31      | 31      | 39.     | 45      | 45.                   |

Please Complete (at least the non-shaded sections) And Return To:  
 Karen Bradshaw or Robert Oliver  
 WRC  
 Henley Road, Medmenham,  
 Marlow,  
 BUCKS SL7 2HD Tel: 0491 571531

\* OBSTRUCTION STILL IN BORE HOLE  
 ↓ FLOW REDUCING AFTER 15 MINS.  
 ↓ FLOW REDUCING AFTER 15 MINS.

AND SAMPLES ARE IN COLD STORE  
AT SME LABS.

# WRC

Brogborough Leachate Sampling - Protocol 1  
Well Purging prior to sampling

Date: 7th MARCH 1994.

Completed by: STEVE WHEELER.

| Borehole No. C  | Cell 1    | Cell 2    | Cell 3    | Cell 4    | Cell 5    | Cell 6    |
|---|-----------|-----------|-----------|-----------|-----------|-----------|
| Depth of borehole/m below top of casing (A) (measured - 24 Jun 94)  | 19.30     | 16.80     | 19.32     | 17.80     | 18.15     | 18.50     |
| Depth TO leachate/m below top of casing (B)   | 12.85     | 13.46     | 8.53      | 11.91     | 8.41      | 15.18     |
| Depth of leachate/m: (d = A - B)  | 6.45      | 3.34      | 10.79     | 5.89      | 9.74      | 3.32      |
| PURGING: Pump Flow rate (l/min) (C). If approx. 66l/min consult look-up table.                                  | 66 l/min. | 66 l/min. | 66 l/min. | 66 l/min. | 66 l/min. | 66 l/min. |
| Purge volume required for 3 well volumes: (d x 200 = D litres). NB. No need to calculate if using look-up table | 1290      | 668       | 2158      | 1078      | 1948      | 664       |
| Pump time required: (D/C = E mins) (if pump at approx. 66l/min refer to look-up table)                          | 19.5      | 10.25     | 32.5      | 16.5      | 29.5      | 10.0      |
| Actual Time pump on (mins) (F)  | 16.5      | 8.5       | 33.00     | 18.00     | 7.15      | 10.0      |
| Did borehole pump dry? (Y/N)  | YES       | YES       | NO        | NO        | YES.      | NO        |
| Actual purge volume (litres): (C x F = G litres)  | 1089      | 561       | 2178      | 1188      | 472       | 660       |
| No. of well volumes purged:   | 2.63      | 2.52      | 3         | 3.3       | 7.2       | 3         |
| Purged Leachate discharged to   | 30        | 31        | 37        | 39        | 39        | 45        |
| Borehole no:  |           |           |           |           |           |           |

441000 GALS OF FRESH WATER PUMPED INTO THIS WELL LAST WEEK.

\* OBSTRUCTION IN WELL BENT CASING.

Please Complete (at least the non-shaded sections) And Return To:

Karen Bradshaw or Robert Oliver

WRC

Henley Road, Medmenham,

Marlow,

BUCKS SL7 2JD Tel: 0491 571531

**Brogborough Leachate Sampling - Protocol 1**  
**Well Purging prior to sampling**

COLD + SHOWERY.

Date: 5TH APRIL 94.

Completed by: STEVE WHEELER.

| Borehole No. C  | Cell 1  | Cell 2  | Cell 3  | Cell 4  | Cell 5  | Cell 6  |
|---|---------|---------|---------|---------|---------|---------|
| Depth of borehole/m below top of casing (A) (measured - 24 Jun 94)  | 19.30   | 16.80   | 19.32   | 17.80   | 18.15   | 18.50   |
| Depth TO leachate/m below top of casing (B)   | 12.80   | 13.45   | 9.30    | 11.90   | 8.40    | 15.15   |
| Depth of leachate/m: (d = A - B)  | 6.50    | 3.35    | 10.02   | 5.90    | 9.75    | 3.35    |
| <b>PURGING:</b> Pump Flow rate (l/min) (C). If approx. 66l/min consult look-up table.                           | 66 l/m. | 66 l/m. | 66 l/m. | 66 l/m. | 66 l/m. | 66 l/m. |
| Purge volume required for 3 well volumes: (d x 200 = D litres). NB. No need to calculate if using look-up table | 1300    | 670     | 2004    | 1180    | 1850    | 670     |
| Pump time required: (D/C = E mins) (if pump at approx. 66l/min refer to look-up table)                          | 19.5    | 10      | 30      | 18      | 28      | 10      |
| Actual Time pump on (mins) (F)  | 17.0    | 8.5     | 27      | 18      | 15      | 8.0     |
| Did borehole pump dry? (Y/N)  | YES     | YES     | YES     | NO      | YES     | YES     |
| Actual purge volume (litres); (C x F = G litres)  | 1122    | 561     | 1782    | 1180    | 990     | 528     |
| No. of well volumes purged:   | 2.51    | 2.51    | 2.66    | 3       | 1.6     | 2.36    |
| Purged Leachate discharged to Borehole no:  | 30      | 31      | 37      | 37      | 39      | 45      |

Please Complete (at least the non-shaded sections) And Return To:

Karen Bradshaw or Robert Oliver

WRC

Henley Road, Medmenham,

Marlow,

BUCKS SL7 2HD Tel: 0491 571531

Brogborough Leachate Sampling - Protocol 1  
Well Purging prior to sampling

Date: 3RD. MAY. 94.

Completed by: STEVE WHEELER.

DRY SPELL - WARM + SUNNY.

| Borehole No. C  | Cell 1  | Cell 2  | Cell 3  | Cell 4  | Cell 5  | Cell 6  |
|---|---------|---------|---------|---------|---------|---------|
| Depth of borehole/m below top of casing (A) (measured - 24 Jan 94)  | 19.30   | 16.80   | 19.32   | 17.80   | 18.15   | 18.50   |
| Depth TO leachate/m   | 1260    | 1340    | 990     | 1180    | 830     | 1500    |
| Depth of leachate/m:<br>(d = A - B)   | 670     | 340     | 1042    | 590     | 985     | 350     |
| <b>PURGING:</b> Pump Flow rate (l/min)<br>(C). If approx. 66l/min consult look-up table.                        | 66LT/m. | 66LT/m. | 66LT/m. | 66LT/m. | 66LT/m. | 66LT/m. |
| Purge volume required for 3 well volumes: (d x 200 = D litres). NB. No need to calculate if using look-up table | 1340    | 680     | 2084    | 1180    | 1970    | 700     |
| Pump time required: (D/C = E mins) (if pump at approx. 66l/min refer to look-up table)                          | 19.6    | 10.5    | 31      | 18      | 29      | 10.5    |
| Actual Time pump on (mins) (F)  | 18.0    | 7.5     | 27.5    | 5.0     | 9.0     | 9.0     |
| Did borehole pump dry? (Y/N)  | JUST    | YES     | YES     | YES     | YES     | YES.    |
| Actual purge volume (litres):<br>(C x F = G litres)   | 1188    | 495     | 1815    | 330     | 594     | 594     |
| No. of well volumes purged:   | 2.66    | 2.18    | 2.61    | 2.83    | 2.90    | 2.55    |
| Purged Leachate discharged to Borehole no:  | 30      | 30      | 31      | 39      | 39      | 45      |

Please Complete (at least the non-shaded sections) And Return To:

Karen Bradshaw or Robert Oliver

WRC

Henley Road, Medmenham,

Marlow,

BUCKS SL7 2HD

Tel: 0491 571531

Brogborough Leachate Sampling - Protocol 1  
Well Purging prior to sampling

Date: 1st NOVEMBER, 94.  
Completed by: J. HUMBERT.

| Borehole No. C  | HYDRAINER PUMP | HYDRAINER PUMP | HYDRAINER PUMP | ELECTRIC PUMP | ELECTRIC PUMP | ELECTRIC PUMP |
|---|----------------|----------------|----------------|---------------|---------------|---------------|
|   | Cell 1         | Cell 2         | Cell 3         | Cell 4        | Cell 5        | Cell 6        |
| Depth of borehole/m below top of casing (A) (measured - 24 Jan 94)  | 19.30          | 16.80          | 19.32          | 17.80         | 18.15         | 18.50         |
| Depth TO leachate/m below top of casing (B)   | 11.90          | 13.05          | 10.20          | 11.80         | 7.95          | 15.0          |
| Depth of leachate/m: (d = A - B)  | 7.40           | 3.75           | 9.12           | 6.00          | 10.20         | 3.50          |
| PURGING: Pump Flow rate (l/min) (C). If approx. 66l/min consult look-up table.                                  | 666l/m.        | 66l/m.         | 66l/m.         | 12l/m.        | 12l/m.        | 12l/m.        |
| Purge volume required for 3 well volumes: (d x 200 = D litres). NB. No need to calculate if using look-up table | 1480           | 750            | 1824           | 1200          | 2040          | 700           |
| DEPTH TO LEACHATE AFTER PUMPING - /MT.  | 13MT           | 16.35MT        | 14.00MT        | 14.00MT       | 9 MT          | 18.30.        |
| Actual Time pump on (mins) (E)  | 3.5            | 10.0           | 10.0           | 25.0          | 9.0           | 25.0          |
| Did borehole pump dry? (Y/N)  | YES.           | YES            | YES            | NO            | YES.          | YES.          |
| Actual purge volume (litres); (C x F = G litres)  | 231            | 660            | 660.           | 300           | 108           | 209.          |
| No. of well volumes purged;   | 23             | 30             | 31             | 37.           | 39            | 45.           |
| Purged Leachate discharged to Borehole no:  |                |                |                |               |               |               |
| <b>DEPTH OF LEACHATE DISCHARGED.</b>  | 1.10           | 3.30           | 3.80.          | 2.20          | 1.05          | 3.30.         |

Please Complete (at least the non-shaded sections) And Return To:  
Karen Bradshaw or Robert Oliver  
WRC

Brogborough Leachate  
Well Purging pr

Date: 30 OCTOBER.

Completed by: STEVE WHEELER

| Borehole No. C  | Cell 1     | Cell 2     |
|---|------------|------------|
| Depth of borehole/m below top of casing (A) (measured - 24 Jun 94)  | 19.30      | 16.80      |
| Depth TO leachate/m below top of casing (B)   | 12.00      | 13.25      |
| Depth of leachate/m: (d = A - B)  | 7.30       | 3.55       |
| <b>PURGING:</b> Pump Flow rate (l/min) (C). If approx. 66l/min consult look-up table.                           | 66 lt/min. | 66 lt/min. |
| Purge volume required for 3 well volumes: (d x 200 = D litres). NB. No need to calculate if using look-up table | 1460       | 710        |
| Pump time required: (D/C = E mins) (if pump at approx. 66l/min refer to look-up table)                          | 22 min.    | 10 min.    |
| Actual Time pump on (mins) (F)  | 35         | 9.0        |
| Did borehole pump dry? (Y/N)  | YES        | YES        |
| Actual purge volume (litres): (C x F = G litres)  | 231        | 594        |
| No. of well volumes purged:   | 47         | 2.52       |
| Purged Leachate discharged to Borehole no:  | 23A.       | 30         |

2  
3  
5  
13.20  
1

STRUCT  
sections) And Return To:

Please Complete (at least the non-shaded sections) And Return To:  
Karen Bradshaw or Robert Oliver  
WRC  
enley Road, Medmenham,  
Marlow,  
BUCKS SL7 2JH T: 0491 571531



WET

WINDY

DRY

# WRC

### Brogborough Leachate Sampling - Protocol 1 Well Purging prior to sampling

Date: 1st MARCH 1995.

Completed by: STEVE WHEELER. 1/2 W HYDRAINER PUMP

WELL  
BLOCKED

| Borehole No. C  | BLOCKED        | Cell 2         | Cell 3         | Cell 4         | Cell 5         | Cell 6          |
|---|----------------|----------------|----------------|----------------|----------------|-----------------|
| Depth of borehole/m below top of casing (A) (measured - 24 Jun 94)  | 13-10<br>19:30 | 16.70<br>16.80 | 19.10<br>19:32 | 17.50<br>17:50 | 8.00.<br>18:15 | 16.35.<br>18:50 |
| Depth TO leachate/m below top of casing (B)   | 10.68          | 11.95          | 4.45           | 10.95          | 7.23           | 14.25           |
| Depth of leachate/m: (d = A - B)  | 2.42           | 4.75           | 14.65          | 6.55           | 6.77           | 2.10            |
| PURGING: Pump Flow rate (l/min) (C). If approx. 66l/min consult look-up table.                                  | 66 l/min.      | 66 l/min       | 66 l/min       | 66 l/min       | 66 l/min.      | 66 l/min.       |
| Purge volume required for 3 well volumes: (d x 200 = D litres). NB. No need to calculate if using look-up table | 495.           | 924.           | 2640.          | 1287           |                | 462.            |
| Pump time required: (D/C = E mins) (if pump at approx. 66l/min refer to look-up table)                          | 7.5 MIN.       | 14 MIN.        | 40 MIN.        | 19.5 MIN.      | NOT a LOT      | 7 MIN           |
| Actual Time pump on (mins) (F)  | 7.5 MIN        | 11.5 MIN       | 40 MIN         | 19.5 MIN.      | 4 MIN.         | 7 MIN           |
| Did borehole pump dry? (Y/N)  | NO             | YES            | NO             | NO             | YES            | NO              |
| Actual purge volume (litres): (C x F = G litres)  | 495            | 759.           | 2640.          | 1287           | 264.           | 462.            |
| No. of well volumes purged:   | 3              | 2.46.          | 3              | 3              |                | 3               |
| Purged Leachate discharged to   |                |                |                |                |                |                 |
| Borehole no:  | 23             | 30.            | 31             | 37             | 39.            | 45              |

Please Complete (at least the non-shaded sections) And Return To:

Karen Bradshaw or Robert Oliver

WRC

Henley Road, Medmenham,  
Marlow,

BUCKS SL7 2HD Tel: 0491 571531

WEATHER :- WARM + DRY DURING A LONG DRY SPELL



Brogborough Leachate Sampling - Protocol 1  
Well Purging prior to sampling

Date: 5 JULY 95

Completed by: STEVE WHEELER

NO WATER

| Borehole No. C   | Cell 1         | Cell 2         | Cell 3         | Cell 4         | Cell 5        | Cell 6         |
|--|----------------|----------------|----------------|----------------|---------------|----------------|
| Depth of borehole/m below top of D(P) casing (A) (measured - 24 Jan 94)  | 13.10<br>19.30 | 16.70<br>16.80 | 19.90<br>19.32 | 14.80<br>17.80 | 9.45<br>18.15 | 18.18<br>18.50 |
| Depth TO leachate/m below top of casing (B)  | 10.30          | 11.80          | 7.90           | 10.65          | 7.70          | 14.65          |
| Depth of leachate/m: (d = A - B)   | 2.80           | 4.90           | 12.00          | 4.15           | 1.75          | 3.53           |
| PURGING: Pump Flow rate (l/min) (C). If approx. 66l/min consult look-up table.                                   | 66 lts         | 66 lts         | 66 lts         | 66 lts         | 66 lts        | 66 lts         |
| Purge volume required for 3 well volumes: (d x 200 = D litres). N.B. No need to calculate if using look-up table | 8.5 MIN        | 15 MIN         | 36 MIN         | 13 MIN         | 5 MIN.        | 11.5 MIN.      |
| Pump time required: (D/C = E mins) (if pump at approx. 66l/min refer to look-up table)                           | 8.5 MIN.       | 15 MIN.        | 2 MIN.         | 13 MIN.        | 5 MIN.        | 6.5 MIN.       |
| Actual Time pump on (mins) (F)   | NO             | NO             | YES            | NO             | NO            | YES.           |
| Did borehole pump dry? (Y/N)   | 56 lts         | 980 lts        | 132 lts        | 1675 lts       | 330 lts       | 429 lts        |
| Actual purge volume (litres): (C x F = G litres)   | 3              | 3              | 0.0135         | 3              | 3             | 1.7            |
| No. of well volumes purged:  | E23A           | 9.30           | 31             | 937            | 937           | 9.45.          |
| Purged Leachate discharged to  |                |                |                |                |               |                |
| Borehole no:   |                |                |                |                |               |                |

Please Complete (at least the non-shaded sections) And Return To:

Karen Bradshaw or Robert Oliver

WRC

Henley Road, Medmenham,  
Marlow,

BUCKS SL7 2HD Tel: 0491 571531

Brogborough Leachate Sampling - Protocol 1  
Well Purging prior to sampling

Date: 8th November, '95  
Completed by: S. WHEELER.

**DRY + COOL + CLOUDY - DURING A DRY AUTUMN.**

| Borehole No. C  | Cell 1         | Cell 2         | Cell 3        | Cell 4         | Cell 5        | Cell 6         |
|---|----------------|----------------|---------------|----------------|---------------|----------------|
| Depth of borehole/m below top of casing (A) (measured - 24 Jan 94)  | 13.08<br>19.30 | 16.50<br>16.80 | 8.35<br>19.32 | 14.65<br>17.80 | 9.40<br>18.15 | 18.10<br>18.50 |
| Depth TO leachate/m   | 10.02          | 11.54          | 7.40          | 9.95           | 7.35          | 13.75          |
| Depth of leachate/m:<br>(d = A - B)   | 3.06           | 4.96           | .95           | 4.70           | 2.05          | 4.35           |
| PURGING: Pump Flow rate (l/min)<br>(C). If approx. 66l/min consult look-up table.                               | 66 LTS/m       | 66 LTS/m       | 66 LTS/m      | 66 LTS/m       | 66 LTS/m      | 66 LTS/m       |
| Purge volume required for 3 well volumes: (d x 200 = D litres). NB. No need to calculate if using look-up table | 9 mins.        |                |               |                |               |                |
| Pump time required: (D/C = E mins) (if pump at approx. 66l/min refer to look-up table)                          | 9 mins.        | 15 min.        | 3 min.        | 14 min.        | 6 min.        | 13 min.        |
| Actual Time pump on (mins) (F)  | 7.27           | 15.00          | 2.40          | 12.0           | 6 min.        | 7.3 min        |
| Did borehole pump dry? (Y/N)  | YES            | NO             | YES.          | YES            | NO            | YES            |
| Actual purge volume (litres):<br>(C x F = G litres)   | 479.82         | 990            | 158.4         | 792            | 396           | 481.8          |
| No. of well volumes purged:   | 1.24           | 3              | 1.25          | 1.17           | 3             | 1.78           |
| Purged Leachate discharged to   | E23A.          | 4.30           | 4.31          | 4.37.          | 38            | 4.45           |
| Borehole no:  |                |                |               |                |               |                |

Please Complete (at least the non-shaded sections) And Return To:

Karen Bradshaw or Robert Oliver

WRC

Henley Road, Medmenham,  
Marlow,

BUCKS SL7 2HD Tel: 0491 571531

WEATHER: - BRIGHT SUNSHINE - CELLS BADLY FLOODED.

**WRC**

Brogborough Leachate Sampling - Protocol 1  
Well Purging prior to sampling

Date: 28 FEBRUARY.

Completed by: STEVE WHEELER.

| Borehole No. C.   | Cell 1         | Cell 2          | Cell 3        | Cell 4           | Cell 5        | Cell 6                                    |
|---|----------------|-----------------|---------------|------------------|---------------|---|
| Depth of borehole/m below top of casing (A) (measured - 24 Jan 94)  | 18.90<br>19.30 | 16.70<br>16.80  | 8.10<br>19.32 | (14.40<br>17.80) | 9.30<br>18.15 | 18.00<br>18.50                            |
| Depth TO leachate/m below top of casing (B)   | 9.65           | SLUDGY<br>10.80 | 7.13          | 9.03             | 7.17          | 12.72                                     |
| Depth of leachate/m: (d = A - B)  | 9.25           | 5.9             | 0.97          | 5.57             | 2.13          | 5.28                                      |
| PURGING: Pump Flow rate (l/min) (C). If approx. 66l/min consult look-up table. APPROX 35 LITS/MIN.              | 35 LT/M.       | 35 LT/M.        | 35 LT/M.      | 35 LT/M.         | 35 LT/M.      | PUMP DOES NOT PASS                        |
| Purge volume required for 3 well volumes: (d x 200 = D litres). NB. No need to calculate if using look-up table | 1850           | 1180            | 194           | 1114             | 426.          | THRO RESTRICTED WELL TO LIQUID @ 12 METS. |
| Pump time required: (D/C = E mins) (if pump at approx. 66l/min refer to look-up table)                          | 6.5<br>YES     | 10.3<br>YES     | 4.30<br>YES   | 20.0<br>NO       | 11.0<br>YES.  |   |
| Actual Time pump on (mins) (F)  |                |                 |               |                  |               |   |
| Did borehole pump dry? (Y/N)  |                |                 |               |                  |               |   |
| Actual purge volume (litres): (C x F = G litres)  | 227.5          | 360.5           | 150.6         | 700              | 395           |   |
| No. of well volumes purged:   | 0.36           | 0.9             | 2.3           | 18               | 27            |   |
| Purged Leachate discharged to   |                |                 |               |                  |               |   |
| Borehole no:  |                |                 |               |                  |               |   |

Please Complete (at least the non-shaded sections) And Return To:

Karen Bradshaw or Robert Oliver  
WRC  
Henley Road, Medmenham,  
Marlow,  
BUCKS SL2 2HD Tel: 0491 571531

WEATHER - COOL BREEZY, SUNSHINE + SHOWERS

**WRC**

Broughborough Leachate Sampling - Protocol 1  
Well Purging prior to sampling

Date: 24-4-96

Completed by: STEVE WHEELER

| Borehole No. C   | HIGH PRESS         |                    | HIGH PRESS. V. HIGH PRESS. |                   | HIGH PRESS         |                    | POSS PRESS |        |
|--|--------------------|--------------------|----------------------------|-------------------|--------------------|--------------------|------------|--------|
|  | Cell 1             | Cell 2             | Cell 3                     | Cell 4            | Cell 5             | Cell 6             | Cell 7     | Cell 8 |
| Depth of borehole/m below top of casing (A) (measured - 24 Jun 94)   | 18.80<br>19.30     | 16.55<br>16.80     | 8.20<br>19.32              | 11.45<br>17.80    | 9.30<br>18.15      | 18.00<br>18.50     |            |        |
| Depth TO leachate/m below top of casing (B)  | 9.60               | 11.24              | 6.99                       | 8.72              | 6.98               | 12.30              |            |        |
| Depth of leachate/m: (d = A - B)   | 9.20               | 5.31               | 1.21                       | 2.73              | 2.32               | 6.20               |            |        |
| PURGING: Pump Flow rate (l/min) (C). If approx 66l/min consult look-up table. BETWEEN 35-40 LITS/MIN           | PUMP AT<br>12.70 m | PUMP AT<br>16.40 m | PUMP AT<br>7.65 m          | PUMP AT<br>11.0 m | PUMP AT<br>9.00 m. | PUMP AT<br>12.00 m |            |        |
| Purge volume required for 3 well volumes: (d x 00 = D litres). NB. No need to calculate if using look-up table | 1840               | 1062               | 242.                       | 546.              | 464                |                    |            |        |
| Pump time required: (D/C = E mins) (if pump at approx. 66l/min refer to look-up table)                         | 6.5 MIN<br>YES     | 13.5 MIN<br>YES    | 6.0 MIN<br>YES             | 16 MIN.<br>NO     | 4.5 MIN.<br>YES    | NIL<br>N/A.        |            |        |
| Actual Time pump on (mins) (F)   |                    |                    |                            |                   |                    |                    |            |        |
| Did borehole pump dry? (Y/N)   |                    |                    |                            |                   |                    |                    |            |        |
| Actual purge volume (litres): (C x F = G litres) @ 40 LIT/MIN.   | 260.0              | 540.0              | 240.0                      | 640.0             | 180.0              | N/A.               |            |        |
| No. of well volumes purged:  | 0.42               | 1.5                | 3.0                        | 3.5               | 1.2                |                    |            |        |
| Purged Leachate discharged to  |                    |                    |                            |                   |                    |                    |            |        |
| Borehole no:   | 23                 | 30                 | 37                         | 37                | 39.                | N/A.               |            |        |

Please Complete: (at least the non-shaded sections) And Return To:

Karen Bradshaw or Robert Oliver

WRC

Henley Road, Medmenham,

Marlow,

BUCKS SL7 2HD Tel: 0491 571531

COOL CLOUDY + DRIZZLIN

**WRC**

Bromborough Leachate Sampling - Protocol 1  
Well Purging prior to sampling

Date: 10-12-96

Completed by: STEVE WHEELER

| Borehole No. C   | Cell 1                    | Cell 2                    | Cell 3                   | Cell 4                    | Cell 5                   | Cell 6                    |
|--|---------------------------|---------------------------|--------------------------|---------------------------|--------------------------|---------------------------|
| Depth of borehole/m below top of casing (A) (measured - 24 Jan 94)   | 11.15<br><del>19.70</del> | 16.50<br><del>16.80</del> | 7.90<br><del>19.73</del> | 11.01<br><del>17.80</del> | 9.20<br><del>18.15</del> | 18.00<br><del>18.50</del> |
| Depth TO leachate/m below top of casing (B)  | 8.85                      | 11.05                     | 6.38                     | 7.84                      | 7.01                     | 10.99                     |
| Depth of leachate/m: (d = A - B)   | 2.30                      | 5.45                      |                          | 3.17                      | PUMP ONLY TO             | PUMP ONLY TO              |
| <b>PURGING:</b> Pump Flow rate (l/min) (C). If approx. 66l/min consult look-up table.                            |                           | PUMP AT 11.86             | PUMP ONLY TO             | PUMP AT 10.80             | PUMP ONLY TO             | PUMP ONLY TO              |
| Purge volume required for 3 well volumes: (d x 200 = D litres). NIB. No need to calculate if using look-up table | 460                       | 1180                      | 5.80 MTS                 |                           | 5.25 MTS                 | 9 MTS.                    |
| Pump time required: (D/C = E mins) (if pump at approx. 66l/min refer to look-up table)                           | 11 MINS.                  | <del>27</del> MINS.       |                          | 15m.                      |                          |                           |
| Actual Time pump on (mins) (F)   | 3 1/2 MIN                 | 3 MINS                    |                          | 16 MIN                    |                          |                           |
| Did borehole pump dry? (Y/N)   | YES.                      | YES.                      |                          | NO                        |                          |                           |
| Actual purge volume (litres): (C x F = G litres)   | 140                       | 120                       |                          | 640                       |                          |                           |
| No. of well volumes purged:  |                           |                           |                          |                           |                          |                           |
| Purged Leachate discharged to Borehole no:   | 23A                       | 30                        |                          | 39                        |                          |                           |

Please Complete (at least the non-shaded sections) And Return To:

Karen Bradshaw or Robert Oliver  
WRC  
Henley Road, Medmenham,  
Marlow,  
BUCKS SL7 2HD Tel: 0491 571531

SORRY FOLKS - NOT A VERY GOOD SET OF READINGS  
THIS IS DUE TO THE WELL CAGING COLLAPSING (USUALLY ON  
THE JOINTS, AND NOT ALLOWING A 4" PUMP PASSED. Beyond flow

Brogborough Leachate Sampling - Protocol 1  
Well Purging prior to sampling

**WRC**

WARM DRY + SUNNY

Date: 9-7-97

Completed by: STEVE WHEELER

| Borehole No. C  | Cell 1                 | Cell 2                          | Cell 3                   | Cell 4                 | Cell 5       | Cell 6       |
|---|------------------------|---------------------------------|--------------------------|------------------------|--------------|--------------|
| Depth of borehole/m below top of casing (A) (measured - 24 Jun 94)  | 19.30                  | 16.80                           | 19.32                    | 17.80                  | 18.15        | 18.50        |
| Depth TO leachate/m below top of casing (B)   | 8.20                   | THE C                           | 5.63                     | 6.70                   | 6.65         | 10.30        |
| Depth of leachate/m: (d = A - B)  |                        | WELL HAS BEEN BENTONITED UP NOW | PUMP IN TO WELL @ 5.75   | PUMP IN TO WELL @ 8.60 | PUMP ONLY TO | PUMP ONLY TO |
| PURGING: Pump Flow rate (l/min) (C). If approx. 66l/min consult look-up table.                                  | PUMP IN TO WELL @ 9.90 |                                 | PUMPED FOR 2.5 MINS ONLY | 860 LTS                | 5.30 MTS     | 9.50 MTS     |
| Purge volume required for 3 well volumes: (d x 200 = D litres). NB. No need to calculate if using look-up table | PUMPED FOR 3 MIN ONLY  |                                 |                          |                        | CANNOT PURGE | CANNOT PURGE |
| Pump time required: (D/C = E mins) (if pump at approx. 66l/min refer to look-up table)                          |                        |                                 |                          | 29 MIN.                |              |              |
| Actual Time pump on (mins) (F)  |                        |                                 |                          | 29 MIN.                |              |              |
| Did borehole pump dry? (Y/N)  |                        |                                 |                          | No                     |              |              |
| Actual purge volume (litres): (C x F = G litres)  | 90 LITS                |                                 | 75 LITS                  | 860 LITS               |              |              |
| No. of well volumes purged:   |                        |                                 |                          |                        |              |              |
| Purged Leachate discharged to   |                        |                                 |                          |                        |              |              |
| Borehole no:  | 23A.                   |                                 | 30                       | 39.                    |              |              |

Please Complete (at least the non-shaded sections) And Return To:  
Karen Bradshaw or Robert Oliver  
WRC

Henley Road, Medmenham,  
Marlow,  
BUCKS SL7 2HD Tel: 0491 571531

Brogborough Leachate Sampling - Protocol 1  
Well Purging prior to sampling

Date: 22ND SEPT. 97.

Completed by: STEVE WHEELER.

WARM DRY SUNNY DAY  
IN A DRY PERIOD.

| Borehole No. C  | Cell 1             | Cell 2                    | Cell 3       | Cell 4       | Cell 5                  | Cell 6      |
|---|--------------------|---------------------------|--------------|--------------|-------------------------|-------------|
| Depth of borehole/m below top of casing (A) (measured - 24 Jan 94)  | 19.30              | 16.80                     | 19.32        | 17.80        | 18.15                   | 18.50       |
| Depth TO leachate/m below top of casing (B)   | 8.20               | C WELL                    | 5.38         | 6.30         | 6.25                    | 10.30       |
| Depth of leachate/m: (d = A - B)  | PUMP IN            | BENTONITED                | PUMP AT 5.60 | PUMP AT 8.60 | ELECTRICAL GROUNDFOSS   | PUMP        |
| PURGING: Pump Flow rate (l/min) (C). If approx. 66l/min consult look-up table.                                  | TO WELL @ 9.90MIS. | UP FOR                    |              |              | ONLY TO 5.3m TRY 12VOLT | ONLY TO     |
| Purge volume required for 3 well volumes: (d x 200 = D litres). NB. No need to calculate if using look-up table |                    | RECIRCULATION EXPERIMENT. |              |              | PUMP FOR 75 MINS AT     | 9.5MTR.     |
| Pump time required: (D/C = E mins) (if pump at approx. 66l/min refer to look-up table)                          |                    |                           |              |              | 3 LITS/MIN.             | NOT PURGED. |
| Actual Time pump on (mins) (F)  | 3 MINS             |                           | 3 MINS       | 29 MINS      |                         |             |
| Did borehole pump dry? (Y/N)  | YES.               |                           | YES.         | NO           |                         |             |
| Actual purge volume (litres): (C x F = G litres)  | 90 LITS.           |                           | 90 LITS.     | 860 LITS.    | 225                     |             |
| No. of well volumes purged:   | NOT ENOUGH.        |                           | NOT ENOUGH.  | 3            |                         |             |
| Purged Leachate discharged to Borehole no:  | 23A                |                           | 30           | 39.          | TO GROUND SURFACE       |             |

Please Complete (at least the non-shaded sections) And Return To:  
Karen Bradshaw or Robert Oliver

WRC

Henley Road, Medmenham,  
Marlow.

BUCKS SL7

Tel: 0491 571531



BREAK TO WET WEATHER AFTER PROLONGED DRY SPELL  
 Broborough Leachate Sampling - Protocol 1  
 Well Purging prior to sampling

WRC

Date: 6-11-97

Completed by: S WHEELER

| Borehole No. C.   | Cell 1           | Cell 2                 | Cell 3     | Cell 4       | Cell 5                              | Cell 6     |
|---|------------------|------------------------|------------|--------------|-------------------------------------|------------|
| Depth of borehole/m below top of casing (A) (measured - 24 Jun 94)  | 41°C             |                        | 38.0°C     | 43.2°C       | 39.2°C                              |            |
| Depth TO leachate/m   | 19.30            | 16.80                  | 19.32      | 17.80        | 18.15                               | 18.50      |
| Depth of leachate/m:<br>d = A - B)  | 7.33             | NO                     | 5.06       | 6.29         | 6.16                                | NOT PURGED |
| PURGING: Pump Flow rate (l/min)<br>C). If approx. 66l/min consult look-up table                           | PUMP AT 9.9 MTS. | 'C' WELL<br>DUG        |            | PUMP AT 8.50 | PUMP DOWN WITH SMALL ELECTRIC PUMP. |            |
| Volume required for 3 well volumes: (d x 200 = D litres). NB. No need to calculate if using look-up table |                  | TO MOUCHEL BIO REACTOR |            |              |                                     |            |
| Pump time required: (D/C = E mins) (if pump at approx. 66l/min refer to look-up table)                    |                  |                        |            |              |                                     |            |
| Actual Time pump on (mins) (F)  | N/A.             | TRIAL.                 | 3 1/2 MIN. | 29. MIN.     | 3 HRS                               |            |
| Did borehole pump dry? (Y/N)  | NO               |                        | YES.       | NO           |                                     |            |
| Actual purge volume (litres):<br>C x F = G litres)  | 75 LITS.         |                        | 105 LITS   | 860 LITS     | 540 LITS                            |            |
| No. of well volumes purged:   | TO AEA           |                        | NOT 3.     | 3            |                                     |            |
| Purged Leachate discharged (litres)   | AS SAMPLE.       |                        |            | 39.          | TO SITE                             |            |
| Borehole no:  |                  |                        |            |              |                                     |            |

16 SE/LIT  
 4.5/MIN 3 HRS.  
 01.46  
 142 6.80 TO 12-46

ease Complete (at least the non-shaded sections) And Return To:  
 aren Bradshaw or Robert Oliver  
 Re nley Road, Medmenham,  
 urlow,  
 JCKS SL7 2HD Tel: 0491 571531



**APPENDIX C**  
**ANALYTICAL RESULTS**



Appendix Table C1 Brogborough leachate analyses

| Date | pH | filter size | Digest (D) or not (U) | Cond Temp °C | Na | Mg | K | Ca | Cr | Mn | Fe | Ni | Cu | Zn | Cd | Pb | BOD | COD | TOC | TVA | Alkal | Cl | SO <sub>4</sub> | NH <sub>4</sub> AsN | NO <sub>3</sub> AsN | NO <sub>2</sub> AsN | SRP AsP |
|------|----|-------------|-----------------------|--------------|----|----|---|----|----|----|----|----|----|----|----|----|-----|-----|-----|-----|-------|----|-----------------|---------------------|---------------------|---------------------|---------|
|------|----|-------------|-----------------------|--------------|----|----|---|----|----|----|----|----|----|----|----|----|-----|-----|-----|-----|-------|----|-----------------|---------------------|---------------------|---------------------|---------|

| Concentration = mg/l             |      |        |          |      |      |      |      |      |       |        |      |      |        |         |        |        |       |        |       |       |       |      |      |       |        |        |        |        |      |      |
|----------------------------------|------|--------|----------|------|------|------|------|------|-------|--------|------|------|--------|---------|--------|--------|-------|--------|-------|-------|-------|------|------|-------|--------|--------|--------|--------|------|------|
| Cell No. 1 (control thin layers) |      |        |          |      |      |      |      |      |       |        |      |      |        |         |        |        |       |        |       |       |       |      |      |       |        |        |        |        |      |      |
| 25/01/94                         | 6.2  | -      | -        | 33.2 | 2400 | 576  | 2250 | 3640 | <=0.1 | 52.30  | 1970 | 1.5  | <=0.04 | 68.30   | 0.05   | <=0.5  | 69600 | 91400  | 30200 | 24831 | 16300 | 3210 | 1790 | 2610  | <=0.50 | <=0.50 | <=0.50 | 0.8    | #N/A |      |
| 08/02/94                         | 6.0  | -      | -        | 31.9 | 2430 | 578  | 2310 | 3400 | #N/A  | #N/A   | #N/A | #N/A | #N/A   | #N/A    | #N/A   | #N/A   | 63700 | 112728 | 28900 | #N/A  | 17100 | 3170 | 1890 | 2600  | 0.3    | 0.4    | 0.4    | #N/A   |      |      |
| 08/03/94                         | 5.9  | -      | -        | 17.5 | 24.8 | 2140 | 508  | 2020 | 2910  | #N/A   | #N/A | #N/A | #N/A   | #N/A    | #N/A   | #N/A   | 71900 | 91900  | 30600 | #N/A  | 17500 | 3340 | 1850 | 2810  | <=0.10 | 0.4    | 0.4    | #N/A   |      |      |
| 06/04/94                         | 6.1  | -      | -        | 15.5 | 28.0 | 2480 | 576  | 2370 | 3420  | <=0.1  | #N/A | 1.4  | <=0.04 | 54.70   | 0.05   | <=0.5  | 70500 | 104900 | 32300 | 23241 | 16900 | 3230 | 1840 | 2510  | <=0.10 | <=0.10 | <=0.10 | <=0.10 |      |      |
| 04/05/94                         | 6.0  | -      | -        | 34.6 | 21.5 | 2450 | 587  | 2380 | <=0.1 | 52.80  | 1560 | 1.3  | <=0.04 | 53.50   | <=0.04 | <=0.5  | 72300 | 96000  | 33100 | 22854 | 17600 | 3200 | 1710 | 2900  | 0.14   | 0.32   | 1.44   | #N/A   |      |      |
| 04/10/94                         | #N/A | UF     | D        | #N/A | #N/A | #N/A | #N/A | #N/A | #N/A  | #N/A   | #N/A | #N/A | #N/A   | #N/A    | #N/A   | #N/A   | #N/A  | #N/A   | #N/A  | #N/A  | #N/A  | #N/A | #N/A | #N/A  | #N/A   | #N/A   | #N/A   | #N/A   | #N/A |      |
| 01/03/95                         | 7.3  | UF     | D        | 15.3 | 21.2 | 1360 | 123  | 1170 | 114   | 0.07   | 0.28 | 0.30 | <=0.02 | 2.69    | <=0.02 | <=0.3  | 6540  | 10800  | 3400  | #N/A  | 8500  | 1820 | 141  | 1650  | <=0.10 | 0.220  | 1.01   | 1.01   | #N/A |      |
| 01/03/95                         | #N/A | 1.2µm  | D        | #N/A | #N/A | 1490 | 132  | 1260 | 115   | 0.06   | 0.20 | 15.9 | 0.28   | <=0.02  | 2.09   | <=0.3  | #N/A  | 11300  | #N/A  | 2158  | 10600 | 1930 | 142  | 1650  | 0.14   | 0.119  | 2.21   | 2.21   | #N/A |      |
| 01/03/95                         | #N/A | 1.2µm  | U        | #N/A | #N/A | 1490 | 132  | 1260 | 114   | <=0.05 | 0.20 | 15.5 | 0.21   | <=0.02  | 2.05   | <=0.3  | #N/A  | #N/A   | #N/A  | #N/A  | #N/A  | #N/A | #N/A | #N/A  | #N/A   | #N/A   | #N/A   | #N/A   | #N/A |      |
| 01/03/95                         | #N/A | 0.45µm | D        | #N/A | #N/A | 1470 | 133  | 1260 | 114   | 0.06   | 0.20 | 11.4 | 0.27   | <=0.02  | 0.07   | <=0.3  | #N/A  | #N/A   | #N/A  | 2104  | #N/A  | #N/A | #N/A | #N/A  | #N/A   | #N/A   | #N/A   | #N/A   | #N/A |      |
| 01/03/95                         | #N/A | 0.45µm | U        | #N/A | #N/A | 1500 | 136  | 1290 | 116   | 0.06   | 0.20 | 11.4 | 0.29   | <=0.02  | 0.04   | <=0.3  | #N/A  | #N/A   | #N/A  | #N/A  | #N/A  | #N/A | #N/A | #N/A  | #N/A   | #N/A   | #N/A   | #N/A   | #N/A |      |
| 06/07/95                         | 7.5  | -      | D        | #N/A | 31.2 | 2210 | 158  | 1880 | 81    | <=0.1  | 0.33 | 7.0  | 0.40   | <=0.04  | 0.79   | <=0.5  | 6940  | 12000  | 4000  | #N/A  | 9810  | 2580 | 136  | 2140  | <=0.10 | <=0.10 | 0.32   | 0.32   | #N/A |      |
| 08/11/95                         | 7.7  | 1.2µm  | D        | >20  | 30.5 | 2230 | 107  | 2010 | 52    | <=0.1  | 0.15 | 12.8 | 0.40   | <=0.04  | 3.22   | <=0.5  | 4200  | 8630   | 2620  | 1213  | 11200 | 2760 | 70   | 2420  | 0.24   | <=0.10 | 0.87   | 0.87   | #N/A |      |
| 29/02/96                         | 7.6  | UF     | D        | 20   | 27.5 | #N/A | #N/A | #N/A | #N/A  | #N/A   | #N/A | #N/A | #N/A   | #N/A    | #N/A   | #N/A   | 7670  | #N/A   | 4510  | #N/A  | #N/A  | #N/A | #N/A | #N/A  | #N/A   | #N/A   | #N/A   | #N/A   | #N/A | #N/A |
| 29/02/96                         | #N/A | 1.2µm  | D        | #N/A | #N/A | 2230 | 133  | 2000 | 67    | <=0.1  | 0.17 | 13.5 | 0.40   | <=0.04  | 5.29   | <=0.5  | #N/A  | 13300  | #N/A  | 2576  | 13000 | 2790 | 170  | 2580  | <=0.10 | 0.17   | 1.36   | 1.36   | #N/A |      |
| 29/02/96                         | #N/A | 0.45µm | D        | #N/A | #N/A | 2140 | 128  | 1930 | 65    | <=0.1  | 0.15 | 7.0  | 0.40   | <=0.04  | 0.16   | <=0.5  | #N/A  | 12300  | #N/A  | 2426  | 12200 | 2830 | 170  | 2540  | <=0.10 | 0.12   | 1.10   | 1.10   | #N/A |      |
| 25/04/96                         | 7.8  | 1.2µm  | D        | 24.8 | 29.5 | 2153 | 98.6 | 1873 | 50.8  | 0.17   | 0.13 | 13.6 | 0.35   | <=0.04  | 4.02   | <=0.5  | 3590  | 9698   | 2830  | 1320  | 12280 | 2780 | 110  | 2461  | <=0.10 | 0.13   | 2.38   | 2.38   | #N/A |      |
| 20/06/96                         | 7.9  | 1.2µm  | D        | #N/A | 33.4 | 2470 | 95.1 | 2170 | 45.0  | <=0.1  | 0.10 | 15.9 | 0.4    | <=0.01  | 6.30   | <=0.5  | 2810  | 7965   | 2166  | 823   | 13330 | 3040 | 49   | 2411  | <=0.10 | 0.20   | 2.59   | 2.59   | #N/A |      |
| 20/06/96                         | 7.9  | 0.45µm | D        | #N/A | 33.4 | 2310 | 89.9 | 2030 | 45.0  | 0.20   | 0.11 | 13.0 | 0.5    | <=0.01  | 2.45   | <=0.5  | #N/A  | #N/A   | #N/A  | 903   | 12300 | 2990 | 42   | 2416  | <=0.10 | <=0.10 | 2.46   | 2.46   | #N/A |      |
| 11/12/96                         | 7.9  | 0.45µm | U        | 24.6 | 36.6 | 1770 | 64.9 | 1500 | 33.9  | 0.15   | 0.10 | 9.41 | 0.34   | <=0.004 | 2.88   | <=0.05 | 1550  | 5505   | 1645  | 162   | 11950 | 2800 | 31   | 2223  | <=1.0  | <=1.0  | 7.02   | 7.02   | #N/A |      |
| 11/12/96                         | 7.9  | 0.45µm | D/UP     | 24.6 | 36.6 | 2350 | 80.3 | 2000 | 61.2  | 0.24   | 0.37 | 42.6 | 0.57   | 0.035   | 24.30  | 0.09   | #N/A  | #N/A   | #N/A  | #N/A  | #N/A  | #N/A | #N/A | #N/A  | #N/A   | #N/A   | #N/A   | #N/A   | #N/A |      |
| 06/02/97                         | 8.1  | 0.45µm | U        | 24.6 | 31.2 | 2000 | 71.1 | 1650 | 34.6  | 0.21   | 0.09 | 8.96 | 0.40   | 0.024   | 3.69   | #N/A   | #N/A  | 1440   | #N/A  | 11650 | 2840  | <=30 | 2369 | <=0.1 | 0.26   | 4.71   | 4.71   | #N/A   |      |      |
| 06/02/97                         | #N/A | 0.45µm | settle/D | #N/A | #N/A | 2320 | 80.8 | 1910 | 39.4  | 0.22   | 0.10 | 9.96 | 0.43   | <=0.004 | 4.19   | #N/A   | #N/A  | #N/A   | #N/A  | #N/A  | #N/A  | #N/A | #N/A | #N/A  | #N/A   | #N/A   | #N/A   | #N/A   | #N/A |      |
| 06/02/97                         | #N/A | 0.45µm | D        | #N/A | #N/A | 2360 | 82.1 | 1950 | 39.7  | 0.24   | 0.10 | 10.0 | 0.44   | <=0.004 | 4.25   | #N/A   | #N/A  | #N/A   | #N/A  | #N/A  | #N/A  | #N/A | #N/A | #N/A  | #N/A   | #N/A   | #N/A   | #N/A   | #N/A |      |
| 10/07/97                         | 7.7  | 0.45µm | D        | 23.9 | 37.1 | 2020 | 88.1 | 1670 | 44.0  | 0.30   | 0.13 | 11.7 | 0.40   | #N/A    | 4.32   | #N/A   | 698   | 4442   | 1416  | 80    | 11660 | 2820 | <=30 | 2193  | <=0.2  | <=0.2  | 7.50   | 7.50   | #N/A |      |
| 23/09/97                         | 7.7  | 0.45µm | U        | 27.5 | 34.4 | 2150 | 78.9 | 1780 | 40.0  | <=0.1  | 0.07 | 10.6 | 0.20   | <=0.04  | 3.58   | <=0.5  | 547   | 4830   | 1430  | 71    | 12000 | 3200 | <=30 | 2470  | <=0.1  | 0.21   | 9.10   | 9.10   | #N/A |      |
| 07/11/97                         | 7.8  | 0.45µm | U        | 26.4 | 32.0 | 2110 | 75.7 | 1720 | 42.0  | 0.20   | 0.11 | 12.1 | 0.44   | <=0.01  | 3.45   | <=0.05 | 593   | 5619   | 1523  | 56    | 11900 | 3340 | <=30 | 2185  | 0.31   | <=0.10 | 6.40   | 6.40   | #N/A |      |

### Appendix Table C1 continued Brogborough leachate analyses

| Date     | pH   | filler size | Digest (D) or not (U) | Cond Temp °C | Na   | Mg   | K    | Ca    | Cr     | Mn    | Fe    | Ni    | Cu      | Zn    | Cd      | Pb     | BOD   | COD   | TOC  | TVA  | Alkal CaCO <sub>3</sub> | Cl   | SO <sub>4</sub> AsN | NH <sub>4</sub> AsN | NO <sub>3</sub> AsN | NO <sub>2</sub> AsN | SRP AsP |      |
|----------|------|-------------|-----------------------|--------------|------|------|------|-------|--------|-------|-------|-------|---------|-------|---------|--------|-------|-------|------|------|-------------------------|------|---------------------|---------------------|---------------------|---------------------|---------|------|
| 25/01/94 | 7.4  | -           | -                     | 16.3         | 1700 | 201  | 1280 | 282   | <=0.1  | 0.68  | 59.1  | 0.3   | <=0.04  | 2.42  | <=0.04  | <=0.5  | 8720  | 12000 | 4170 | 2884 | 10200                   | 2170 | 230                 | 1270                | <=0.50              | <=0.50              | 0.46    |      |
| 08/02/94 | 7.2  | -           | -                     | 21.4         | 1960 | 231  | 1480 | 231   | #N/A   | #N/A  | #N/A  | #N/A  | #N/A    | #N/A  | #N/A    | #N/A   | 8530  | 14500 | 4610 | #N/A | 7840                    | 2540 | 170                 | 1680                | <=0.10              | <=0.10              | #N/A    |      |
| 08/03/94 | 7.1  | -           | -                     | 18.3         | 1800 | 204  | 1350 | 147   | #N/A   | #N/A  | #N/A  | #N/A  | #N/A    | #N/A  | #N/A    | #N/A   | 8630  | 12900 | 4340 | #N/A | 8390                    | 3150 | 220                 | 1570                | 0.2                 | <=0.10              | #N/A    |      |
| 06/04/94 | 7.5  | -           | -                     | 17.0         | 2140 | 240  | 1620 | 142   | <=0.1  | #N/A  | #N/A  | 0.3   | <=0.04  | 2.51  | <=0.04  | <=0.5  | 8990  | 13300 | 4390 | 2756 | 9190                    | 2870 | 230                 | 1620                | <=0.10              | <=0.10              | 0.44    |      |
| 04/05/94 | 7.3  | -           | -                     | 26.6         | 25.0 | 2230 | 1700 | 133   | <=0.1  | 0.23  | 22.3  | 0.4   | <=0.04  | 2.25  | <=0.04  | <=0.5  | 9530  | 14300 | 4890 | 2486 | 9680                    | 2910 | 230                 | 1770                | <=0.10              | <=0.10              | 0.44    |      |
| 04/10/94 | 7.4  | UF a        | D                     | 18.4         | 1980 | 208  | 1440 | 182   | <=0.1  | 0.26  | 25.8  | 0.3   | <=0.04  | 1.87  | <=0.04  | <=0.5  | 10500 | 18000 | 5280 | #N/A | 5690                    | 3410 | 270                 | 1750                | 0.067               | 0.137               | 0.62    |      |
| 04/10/94 | #N/A | UF b        | D                     | #N/A         | 2070 | 218  | 1510 | 186   | <=0.1  | 0.25  | 28    | 0.3   | <=0.04  | 1.88  | <=0.04  | <=0.5  | 10500 | 16300 | 5380 | #N/A | 5600                    | 2790 | 250                 | 1800                | 0.060               | 0.133               | 0.58    |      |
| 04/10/94 | 7.6  | 1.2µm a     | D                     | 14.4         | 2080 | 217  | 1520 | 187   | <=0.1  | 0.23  | 26.1  | 0.3   | <=0.04  | 1.97  | <=0.04  | <=0.5  | #N/A  | #N/A  | #N/A | 3850 | #N/A                    | 2810 | 300                 | 1760                | 0.260               | 0.110               | #N/A    |      |
| 04/10/94 | #N/A | 1.2µm b     | D                     | #N/A         | 2140 | 224  | 1570 | 193   | <=0.1  | 0.26  | 28.7  | 0.3   | <=0.04  | 2.02  | <=0.04  | <=0.5  | #N/A  | #N/A  | #N/A | 3647 | #N/A                    | 2790 | 260                 | 1750                | 0.437               | 0.134               | #N/A    |      |
| 04/10/94 | #N/A | 1.2µm c     | D                     | #N/A         | 2070 | 216  | 1510 | 185   | <=0.1  | 0.23  | 25.1  | 0.3   | <=0.04  | 1.90  | <=0.04  | <=0.5  | #N/A  | #N/A  | #N/A | #N/A | #N/A                    | 2820 | 310                 | #N/A                | #N/A                | #N/A                | #N/A    |      |
| 04/10/94 | #N/A | 1.2µm a     | U                     | #N/A         | 2120 | 218  | 1560 | 188   | <=0.1  | 0.22  | 18.9  | 0.2   | <=0.04  | 1.80  | <=0.04  | <=0.5  | #N/A  | #N/A  | #N/A | #N/A | #N/A                    | #N/A | #N/A                | #N/A                | #N/A                | #N/A                | #N/A    |      |
| 04/10/94 | #N/A | 1.2µm b     | U                     | #N/A         | 2120 | 222  | 1560 | 189   | <=0.1  | 0.25  | 26.7  | 0.3   | <=0.04  | 1.54  | <=0.04  | <=0.5  | #N/A  | #N/A  | #N/A | #N/A | #N/A                    | #N/A | #N/A                | #N/A                | #N/A                | #N/A                | #N/A    |      |
| 04/10/94 | #N/A | 1.2µm c     | U                     | #N/A         | 2120 | 220  | 1560 | 190   | <=0.1  | 0.22  | 19.9  | 0.3   | <=0.04  | 1.74  | <=0.04  | <=0.5  | #N/A  | #N/A  | #N/A | #N/A | #N/A                    | #N/A | #N/A                | #N/A                | #N/A                | #N/A                | #N/A    |      |
| 04/10/94 | #N/A | 0.45µm      | U                     | #N/A         | 2050 | 212  | 1490 | 177   | <=0.1  | 0.16  | 13.6  | 0.2   | 0.06    | 0.74  | <=0.04  | <=0.5  | #N/A  | #N/A  | #N/A | 3878 | #N/A                    | #N/A | #N/A                | #N/A                | #N/A                | #N/A                | #N/A    |      |
| 04/10/94 | #N/A | 0.45µm      | U                     | #N/A         | 2180 | 224  | 1590 | 188   | <=0.1  | 0.16  | 15.0  | 0.2   | <=0.04  | 0.62  | <=0.04  | <=0.5  | #N/A  | #N/A  | #N/A | 3656 | #N/A                    | #N/A | #N/A                | #N/A                | #N/A                | #N/A                | #N/A    |      |
| 01/03/95 | 7.3  | UF          | D                     | 15.9         | 1660 | 162  | 1270 | 99.5  | <=0.05 | 0.10  | 9.80  | 0.19  | <=0.02  | 1.27  | <=0.02  | <=0.3  | 2730  | 6140  | 1900 | #N/A | 9480                    | 2260 | 42.0                | 1450                | <=0.10              | 0.14                | 3.15    |      |
| 01/03/95 | #N/A | 1.2µm       | D                     | #N/A         | 1580 | 155  | 1210 | 91.0  | <=0.05 | 0.08  | 8.30  | 0.17  | <=0.02  | 0.64  | <=0.02  | <=0.3  | #N/A  | 5410  | #N/A | 1041 | 11300                   | 2240 | 41.0                | 1480                | <=0.10              | 0.15                | 3.04    |      |
| 01/03/95 | #N/A | 1.2µm       | U                     | #N/A         | 1660 | 164  | 1270 | 95.3  | <=0.05 | 0.07  | 8.20  | 0.12  | <=0.02  | 0.62  | <=0.02  | <=0.3  | #N/A  | #N/A  | #N/A | #N/A | #N/A                    | #N/A | #N/A                | #N/A                | #N/A                | #N/A                | #N/A    |      |
| 01/03/95 | #N/A | 0.45µm      | D                     | #N/A         | 1630 | 161  | 1250 | 94.4  | <=0.05 | 0.08  | 5.24  | 0.15  | <=0.02  | 0.09  | <=0.02  | <=0.3  | #N/A  | #N/A  | #N/A | 981  | #N/A                    | #N/A | #N/A                | #N/A                | #N/A                | #N/A                | #N/A    |      |
| 01/03/95 | #N/A | 0.45µm      | U                     | #N/A         | 1680 | 164  | 1290 | 97.1  | <=0.05 | 0.07  | 4.69  | 0.14  | <=0.02  | 0.08  | <=0.02  | <=0.3  | #N/A  | #N/A  | #N/A | #N/A | #N/A                    | #N/A | #N/A                | #N/A                | #N/A                | #N/A                | #N/A    |      |
| 06/07/95 | 7.4  | 0.45µm      | D                     | #N/A         | 2150 | 199  | 1600 | 126   | <=0.1  | 0.11  | 3.85  | 0.20  | <=0.04  | 0.30  | <=0.04  | <=0.5  | 3660  | 7480  | 2260 | #N/A | 9000                    | 2560 | 97.0                | 1740                | <=0.10              | <=0.10              | 1.2     |      |
| 08/11/95 | 7.5  | 1.2µm       | D                     | 19           | 27.3 | 188  | 1670 | 114.0 | 0.2    | 0.09  | 12.30 | 0.30  | <=0.04  | 0.74  | <=0.04  | <=0.5  | 5200  | 9260  | 3090 | 1559 | 9160                    | 2800 | 114.0               | 1940                | 0.18                | <=0.10              | 2.07    |      |
| 29/02/96 | 7.4  | UF          | D                     | >20          | #N/A | #N/A | #N/A | #N/A  | #N/A   | #N/A  | #N/A  | #N/A  | #N/A    | #N/A  | #N/A    | #N/A   | 1870  | #N/A  | 1590 | #N/A | #N/A                    | #N/A | #N/A                | #N/A                | #N/A                | #N/A                | #N/A    | #N/A |
| 29/02/96 | #N/A | 1.2µm       | D                     | #N/A         | 1770 | 153  | 1310 | 75.0  | <=0.1  | 0.06  | 2.83  | <=0.1 | <=0.04  | 0.58  | <=0.04  | <=0.5  | #N/A  | 4980  | #N/A | 606  | 8230                    | 2450 | 35.0                | 1470                | <=0.10              | <=0.10              | 5.84    |      |
| 29/02/96 | #N/A | 0.45µm      | D                     | #N/A         | 1740 | 153  | 1290 | 75.0  | <=0.1  | 0.07  | 3.29  | 0.20  | <=0.04  | 0.07  | <=0.04  | <=0.5  | #N/A  | 3500  | #N/A | #N/A | 6880                    | 2020 | 19.0                | 1350                | <=0.10              | <=0.10              | 0.62    |      |
| 25/04/96 | 7.6  | 1.2µm       | D                     | 21.4         | 31.1 | 2241 | 186  | 1626  | 111.0  | 0.13  | 0.09  | 0.14  | <=0.04  | 0.81  | <=0.04  | <=0.5  | 3750  | 8723  | 2638 | 1581 | 9804                    | 2820 | 94.0                | 1854                | <=0.10              | <=0.10              | 5.10    |      |
| 20/06/96 | 7.4  | 1.2µm       | D                     | #N/A         | 29.8 | 2320 | 183  | 1690  | 97.0   | 0.2   | 10.9  | 0.3   | <=0.01  | 0.97  | <=0.04  | <=0.5  | 4110  | 9221  | 2748 | 1552 | 10270                   | 3150 | 80.0                | 1891                | <=0.10              | 0.13                | 1.70    |      |
| 20/06/96 | 7.4  | 1.2µm DUP   | D                     | #N/A         | 29.8 | 2360 | 185  | 1720  | 98.0   | <=0.1 | 10.8  | 0.2   | <=0.01  | 0.87  | <=0.04  | <=0.5  | #N/A  | #N/A  | #N/A | 1444 | 10730                   | 3105 | 87.0                | 1871                | 0.14                | <=0.10              | 0.54    |      |
| 20/06/96 | 7.4  | 0.45µm      | D                     | #N/A         | 29.8 | 2340 | 185  | 1720  | 97.0   | 0.2   | 10.9  | 0.3   | <=0.01  | 0.37  | <=0.04  | <=0.5  | #N/A  | #N/A  | #N/A | 1482 | 10130                   | 3130 | 79.0                | 1934                | <=0.10              | <=0.10              | 4.82    |      |
| 11/12/96 | 7.6  | 0.45µm      | U                     | 19.35        | 36.5 | 1660 | 102  | 1130  | 25.0   | 0.05  | 6.42  | 0.16  | <=0.004 | 0.102 | <=0.004 | <=0.05 | 249   | 2564  | 766  | 4    | 7971                    | 2410 | <=30                | 1588                | <=1.0               | <=1.0               | 6.48    |      |
| 11/12/96 | 7.6  | 0.45µm      | D/UP                  | 19.35        | 36.5 | 1920 | 111  | 1310  | 28.6   | 0.13  | 10.4  | 0.26  | 0.023   | 0.507 | 0.006   | <=0.05 | #N/A  | #N/A  | #N/A | #N/A | #N/A                    | #N/A | #N/A                | #N/A                | #N/A                | #N/A                | #N/A    |      |
| 06/02/97 | 7.9  | 0.45µm      | U                     | 19.1         | 31.7 | 1740 | 100  | 1150  | 26.6   | 0.11  | 6.04  | 0.22  | <=0.004 | 0.074 | #N/A    | #N/A   | #N/A  | 3650  | 744  | #N/A | #N/A                    | #N/A | #N/A                | #N/A                | <=0.1               | <=0.1               | 5.82    |      |
| 06/02/97 |      | 0.45µm      | settle/D              |              |      | 1940 | 111  | 1280  | 29.5   | 0.11  | 6.71  | 0.23  | <=0.004 | 0.097 | #N/A    | #N/A   | #N/A  | #N/A  | #N/A | #N/A | #N/A                    | #N/A | #N/A                | #N/A                | #N/A                | #N/A                | #N/A    |      |
| 06/02/97 |      | 0.45µm      | D                     |              |      | 1830 | 111  | 1280  | 29.2   | 0.13  | 6.66  | 0.25  | <=0.004 | 0.104 | #N/A    | #N/A   | #N/A  | #N/A  | #N/A | #N/A | #N/A                    | #N/A | #N/A                | #N/A                | #N/A                | #N/A                | #N/A    |      |

Cell 2 borehole infilled Summer 97

### Appendix Table C1 continued Brogborough leachate analyses

| Date   | pH   | filter size | Digest (D) or or not (U) for metals | Cond Temp °C | ms/cm | Na   | Mg   | K    | Ca   | Cr     | Mn     | Fe   | Ni     | Cu      | Zn     | Cd      | Pb     | BOD   | COD   | TOC  | TVA  | Alkal CaCO <sub>3</sub> | Cl   | SO <sub>4</sub> | NH <sub>3</sub> As N | NO <sub>3</sub> As N | NO <sub>2</sub> As N | SRP As P |        |        |        |        |        |        |        |        |
|--|------|-------------|-------------------------------------|--------------|-------|------|------|------|------|--------|--------|------|--------|---------|--------|---------|--------|-------|-------|------|------|-------------------------|------|-----------------|----------------------|----------------------|----------------------|----------|--------|--------|--------|--------|--------|--------|--------|--------|
| Call No. 3 (Recirculation) 0803/94 Addition of 44,000 gallons of water has taken place |      |             |                                     |              |       |      |      |      |      |        |        |      |        |         |        |         |        |       |       |      |      |                         |      |                 |                      |                      |                      |          |        |        |        |        |        |        |        |        |
| 2501/94  | 7.1  | -           | -                                   | 16.7         | 22.6  | 1390 | 282  | 1160 | 1030 | <=0.1  | 5.79   | 289  | 0.4    | <=0.04  | 5.07   | <=0.04  | <=0.5  | 18500 | 23900 | 6240 | 7726 | 7970                    | 1530 | 460             | 1190                 | <=0.50               | <=0.10               | <=0.50   | <=0.10 | <=0.10 | <=0.10 | <=0.10 | <=0.10 |        |        |        |
| 08/02/94   | 7.0  | -           | -                                   | 17.9         | 24.0  | 1460 | 279  | 1240 | 565  | #N/A   | #N/A   | #N/A | #N/A   | #N/A    | #N/A   | #N/A    | #N/A   | 12600 | 20100 | 6510 | #N/A | 8680                    | 1660 | 320             | 1650                 | 0.3                  | <=0.10               | 0.3      | <=0.10 | <=0.10 | #N/A   | #N/A   | #N/A   |        |        |        |
| 08/03/94   | 6.2  | -           | -                                   | 10.6         | 14.3  | 703  | 171  | 615  | 1030 | #N/A   | #N/A   | #N/A | #N/A   | #N/A    | #N/A   | #N/A    | #N/A   | 14500 | 18900 | 6500 | #N/A | 5210                    | 900  | 770             | 630                  | <=0.10               | <=0.10               | <=0.10   | <=0.10 | <=0.10 | <=0.10 | <=0.10 | <=0.10 | <=0.10 |        |        |
| 06/04/94   | 7.2  | -           | -                                   | 9.2          | 19.0  | 959  | 204  | 833  | 531  | <=0.1  | #N/A   | #N/A | 0.3    | 0.06    | 5.92   | <=0.04  | <=0.5  | 6380  | 7490  | 2870 | 2158 | 5960                    | 1020 | 65              | 785                  | 0.17                 | <=0.10               | 0.17     | <=0.10 | <=0.10 | <=0.10 | <=0.10 | <=0.10 | <=0.10 |        |        |
| 04/05/94   | 7.1  | -           | -                                   | 11.7         | 22.6  | 946  | 184  | 813  | 262  | <=0.1  | 0.69   | 42.9 | 0.3    | <=0.04  | 2.70   | <=0.04  | <=0.5  | 4100  | 7410  | 1710 | 861  | 6090                    | 1020 | 68              | 849                  | 0.17                 | <=0.10               | 0.17     | <=0.10 | <=0.10 | <=0.10 | <=0.10 | <=0.10 | <=0.10 |        |        |
| 04/10/94   | 7.5  | UF a        | D                                   | 13.8         | 22.2  | 1210 | 138  | 1010 | 109  | <=0.1  | 0.24   | 19.0 | 0.3    | <=0.04  | 1.90   | <=0.04  | <=0.5  | 925   | 2510  | 950  | #N/A | 6580                    | 1270 | <=10            | 1110                 | <=0.05               | 0.120                | <=0.05   | 0.120  | 0.34   | 0.34   | 0.34   | 0.34   | 0.34   |        |        |
| 04/10/94   | #N/A | UF b        | D                                   | #N/A         | #N/A  | 1230 | 143  | 1040 | 109  | <=0.1  | 0.22   | 17.0 | 0.3    | <=0.04  | 1.74   | <=0.04  | <=0.5  | 896   | 3550  | 1000 | #N/A | 6950                    | 1360 | 22              | 1190                 | <=0.05               | 0.112                | <=0.05   | 0.112  | 1.06   | 1.06   | 1.06   | 1.06   | 1.06   |        |        |
| 04/10/94   | 7.6  | 1.2µm a     | D                                   | 14.1         | 17.4  | 1170 | 134  | 987  | 103  | <=0.1  | 0.19   | 11.1 | 0.2    | <=0.04  | 1.15   | <=0.04  | <=0.5  | #N/A  | #N/A  | #N/A | 225  | #N/A                    | 1380 | 33              | 1080                 | <=0.05               | 0.104                | <=0.05   | 0.104  | #N/A   | #N/A   | #N/A   | #N/A   | #N/A   |        |        |
| 04/10/94   | #N/A | 1.2µm b     | D                                   | #N/A         | #N/A  | 1180 | 136  | 995  | 103  | <=0.1  | 0.19   | 11.4 | 0.2    | <=0.04  | 1.10   | <=0.04  | <=0.5  | #N/A  | #N/A  | #N/A | 214  | #N/A                    | 1410 | 25              | 1130                 | 0.095                | 0.107                | 0.095    | 0.107  | #N/A   | #N/A   | #N/A   | #N/A   | #N/A   |        |        |
| 04/10/94   | #N/A | 1.2µm a     | U                                   | #N/A         | #N/A  | 1250 | 143  | 1060 | 108  | <=0.1  | 0.17   | 11.4 | 0.2    | <=0.04  | 1.02   | <=0.04  | <=0.5  | #N/A  | #N/A  | #N/A | #N/A | #N/A                    | #N/A | #N/A            | #N/A                 | #N/A                 | #N/A                 | #N/A     | #N/A   | #N/A   | #N/A   | #N/A   | #N/A   | #N/A   |        |        |
| 04/10/94   | #N/A | 1.2µm b     | U                                   | #N/A         | #N/A  | 1250 | 143  | 1060 | 108  | <=0.1  | 0.19   | 10.7 | 0.3    | <=0.04  | 0.94   | <=0.04  | <=0.5  | #N/A  | #N/A  | #N/A | #N/A | #N/A                    | #N/A | #N/A            | #N/A                 | #N/A                 | #N/A                 | #N/A     | #N/A   | #N/A   | #N/A   | #N/A   | #N/A   | #N/A   | #N/A   |        |
| 01/03/95   | 7.0  | UF          | D                                   | 7.3          | 16.7  | 738  | 122  | 557  | 269  | <=0.05 | 1.26   | 58.1 | 0.21   | <=0.02  | 3.16   | <=0.02  | <=0.3  | 388   | 2320  | 567  | #N/A | 5850                    | 1010 | <=10            | 704                  | <=0.10               | 0.110                | <=0.10   | 0.110  | 2.20   | 2.20   | 2.20   | 2.20   | 2.20   |        |        |
| 01/03/95   | #N/A | 1.2µm       | U                                   | #N/A         | #N/A  | 647  | 118  | 463  | 268  | <=0.05 | 0.81   | 2.26 | 0.11   | <=0.02  | 0.19   | <=0.02  | <=0.3  | #N/A  | 1550  | #N/A | 77   | 6350                    | 701  | 530             | 689                  | <=0.10               | 0.120                | <=0.10   | 0.120  | 1.75   | 1.75   | 1.75   | 1.75   | 1.75   |        |        |
| 01/03/95   | #N/A | 1.2µm       | U                                   | #N/A         | #N/A  | 685  | 123  | 490  | 282  | <=0.05 | 0.84   | 2.13 | <=0.05 | <=0.02  | 0.15   | <=0.02  | <=0.3  | #N/A  | #N/A  | #N/A | #N/A | #N/A                    | #N/A | #N/A            | #N/A                 | #N/A                 | #N/A                 | #N/A     | #N/A   | #N/A   | #N/A   | #N/A   | #N/A   | #N/A   | #N/A   |        |
| 01/03/95   | #N/A | 0.45µm      | D                                   | #N/A         | #N/A  | 645  | 118  | 462  | 269  | <=0.05 | 0.82   | 1.54 | 0.10   | <=0.02  | 0.10   | <=0.02  | <=0.3  | #N/A  | #N/A  | #N/A | 75   | #N/A                    | #N/A | #N/A            | #N/A                 | #N/A                 | #N/A                 | #N/A     | #N/A   | #N/A   | #N/A   | #N/A   | #N/A   | #N/A   | #N/A   |        |
| 01/03/95   | #N/A | 0.45µm      | U                                   | #N/A         | #N/A  | 689  | 125  | 494  | 287  | <=0.05 | 0.87   | 1.55 | 0.08   | <=0.02  | 0.08   | <=0.02  | <=0.3  | #N/A  | #N/A  | #N/A | #N/A | #N/A                    | #N/A | #N/A            | #N/A                 | #N/A                 | #N/A                 | #N/A     | #N/A   | #N/A   | #N/A   | #N/A   | #N/A   | #N/A   | #N/A   |        |
| 06/07/95   | 7.6  | 0.45µm      | D                                   | #N/A         | 33.1  | 1800 | 150  | 1530 | 129  | <=0.1  | 0.51   | 3.98 | 0.40   | <=0.04  | 0.29   | <=0.04  | <=0.5  | 360   | 3130  | 972  | #N/A | 9800                    | 2000 | <=10            | 1740                 | <=0.10               | <=0.10               | <=0.10   | <=0.10 | <=0.10 | <=0.10 | <=0.10 | <=0.10 | <=0.10 | <=0.10 |        |
| 06/11/95   | 7.6  | 1.2µm       | D                                   | 17           | 29.4  | 1620 | 115  | 1400 | 77   | 0.2    | 0.28   | 5.37 | 0.30   | <=0.04  | 0.23   | <=0.04  | <=0.5  | 222   | 3160  | 984  | 24   | 8710                    | 1980 | <=10            | 1680                 | 0.18                 | <=0.10               | 0.18     | <=0.10 | <=0.10 | <=0.10 | <=0.10 | <=0.10 | <=0.10 | <=0.10 |        |
| 29/02/96   | 7.5  | UF          | D                                   | >20          | 31.1  | #N/A | #N/A | #N/A | #N/A | #N/A   | #N/A   | #N/A | #N/A   | #N/A    | #N/A   | #N/A    | #N/A   | 137   | #N/A  | 872  | #N/A | #N/A                    | #N/A | #N/A            | #N/A                 | #N/A                 | #N/A                 | #N/A     | #N/A   | #N/A   | #N/A   | #N/A   | #N/A   | #N/A   | #N/A   | #N/A   |
| 29/02/96   | #N/A | 1.2µm       | D                                   | #N/A         | #N/A  | 1430 | 103  | 1190 | 51   | <=0.1  | 0.11   | 2.33 | <=0.1  | <=0.04  | 0.03   | <=0.04  | <=0.5  | #N/A  | 3040  | #N/A | 8    | 7830                    | 1920 | <=10            | 1470                 | <=0.10               | <=0.10               | <=0.10   | <=0.10 | <=0.10 | <=0.10 | <=0.10 | <=0.10 | <=0.10 | <=0.10 | <=0.10 |
| 29/02/96   | #N/A | 0.45µm      | D                                   | #N/A         | #N/A  | 1480 | 107  | 1230 | 53   | <=0.1  | 0.13   | 1.80 | 0.20   | <=0.04  | 0.05   | <=0.04  | <=0.5  | #N/A  | 2740  | #N/A | 10   | 7990                    | 1930 | <=10            | 1410                 | <=0.10               | <=0.10               | <=0.10   | <=0.10 | <=0.10 | <=0.10 | <=0.10 | <=0.10 | <=0.10 | <=0.10 | <=0.10 |
| 25/04/96   | 7.7  | 1.2µm       | D                                   | 17.5         | 27.8  | 1580 | 101  | 1257 | 513  | 0.24   | 0.11   | 3.85 | 0.17   | <=0.04  | 0.28   | <=0.04  | <=0.5  | 118   | 3236  | 933  | 23   | 8440                    | 1930 | <=10            | 1504                 | <=0.10               | 0.11                 | <=0.10   | 0.11   | <=0.10 | <=0.10 | <=0.10 | <=0.10 | <=0.10 | <=0.10 |        |
| 20/06/96   | 7.5  | 1.2µm       | D                                   | #N/A         | 32.7  | 1720 | 104  | 1370 | 52   | 0.4    | 0.13   | 4.30 | 0.4    | <=0.01  | 0.39   | <=0.04  | <=0.5  | 107   | 2732  | 930  | 16   | 8468                    | 1960 | <=10            | 1416                 | 2.92                 | <=0.1                | 2.92     | <=0.1  | <=0.1  | <=0.1  | <=0.1  | <=0.1  | <=0.1  | <=0.1  |        |
| 20/06/96   | 7.5  | 0.45µm      | D                                   | #N/A         | 32.7  | 1640 | 98.1 | 1300 | 48   | 0.2    | 0.09   | 4.27 | 0.2    | <=0.01  | 0.14   | <=0.04  | <=0.5  | #N/A  | #N/A  | #N/A | 10   | 8545                    | 1980 | <=10            | 1406                 | <=0.10               | <=0.1                | <=0.10   | <=0.1  | <=0.1  | <=0.1  | <=0.1  | <=0.1  | <=0.1  | <=0.1  | <=0.1  |
| 11/12/96   | 7.6  | 0.45µm      | U                                   | 18.47        | 38.7  | 1550 | 88.9 | 1190 | 38.1 | 0.27   | 0.082  | 6.46 | 0.31   | <=0.004 | 0.066  | <=0.004 | <=0.05 | 101   | 3537  | 944  | 5    | 8267                    | 1910 | <=30            | 1600                 | <=1.0                | <=1.0                | <=1.0    | <=1.0  | <=1.0  | <=1.0  | <=1.0  | <=1.0  | <=1.0  | <=1.0  |        |
| 11/12/96   | 7.6  | 0.45µm      | D/UP                                | 18.47        | 38.7  | 1730 | 93.2 | 1330 | 43.5 | 0.37   | 0.112  | 9.34 | 0.38   | 0.220   | 0.332  | 0.005   | <=0.05 | #N/A  | #N/A  | #N/A | #N/A | #N/A                    | #N/A | #N/A            | #N/A                 | #N/A                 | #N/A                 | #N/A     | #N/A   | #N/A   | #N/A   | #N/A   | #N/A   | #N/A   | #N/A   |        |
| 06/02/97   | 7.7  | 0.45µm      | U                                   | 17.9         | 30.2  | 1510 | 81.5 | 1130 | 37.2 | 0.31   | 0.085  | 6.10 | 0.33   | <=0.004 | 0.085  | #N/A    | #N/A   | #N/A  | #N/A  | #N/A | #N/A | #N/A                    | #N/A | #N/A            | #N/A                 | #N/A                 | #N/A                 | #N/A     | #N/A   | #N/A   | #N/A   | #N/A   | #N/A   | #N/A   | #N/A   |        |
| 06/02/97   | 7.7  | 0.45µm      | settle/D                            | 16.30        | 87.3  | 1220 | 39.9 | 333  | 39.9 | 0.33   | 0.089  | 6.56 | 0.34   | 0.111   | 0.107  | #N/A    | #N/A   | #N/A  | #N/A  | #N/A | #N/A | #N/A                    | #N/A | #N/A            | #N/A                 | #N/A                 | #N/A                 | #N/A     | #N/A   | #N/A   | #N/A   | #N/A   | #N/A   | #N/A   | #N/A   |        |
| 06/02/97   | 7.7  | 0.45µm      | D                                   | 16.30        | 87.8  | 1220 | 39.8 | 336  | 39.8 | 0.36   | 0.091  | 6.54 | 0.36   | 0.111   | 0.108  | #N/A    | #N/A   | #N/A  | #N/A  | #N/A | #N/A | #N/A                    | #N/A | #N/A            | #N/A                 | #N/A                 | #N/A                 | #N/A     | #N/A   | #N/A   | #N/A   | #N/A   | #N/A   | #N/A   | #N/A   |        |
| 10/07/97   | 7.5  | 0.45µm      | D                                   | 17.6         | 34.5  | 1520 | 95.2 | 1140 | 38.0 | 0.30   | 0.07   | 7.12 | 0.30   | #N/A    | 0.13   | <=0.04  | #N/A   | 134   | 2673  | 866  | 6    | 8324                    | 1900 | <=30            | 1537                 | <=0.2                | <=0.2                | <=0.2    | <=0.2  | <=0.2  | <=0.2  | <=0.2  | <=0.2  | <=0.2  | <=0.2  | <=0.2  |
| 23/08/97   | 7.6  | 0.45µm      | U                                   | 17.5         | 32.8  | 1430 | 83.3 | 1070 | 34.0 | <=0.1  | <=0.02 | 6.2  | <=0.1  | <=0.04  | <=0.04 | <=0.04  | <=0.5  | 104   | 2670  | 826  | 6    | 7870                    | 1930 | <=30            | 1600                 | <=0.1                | 0.26                 | <=0.1    | 0.26   | <=0.1  | 0.26   | <=0.1  | 0.26   | <=0.1  | 0.26   | <=0.1  |
| 07/11/97   | 7.7  | 0.45µm      | U                                   | 16.7         | 28.4  | 1960 | 80.6 | 1020 | 35.0 | <=0.1  | 0.07   | 6.7  | 0.32   | <=0.01  | 0.05   | <=0.004 | <=0.05 | 119   | 2977  | 782  | 3    | 8073                    | 1980 | <=30            | 1475                 | <=0.1                | <=0.1                | <=0.1    | <=0.1  | <=0.1  | <=0.1  | <=0.1  | <=0.1  | <=0.1  | <=0.1  | <=0.1  |

## Appendix Table C1 continued Brogborough leachate analyses

| Date     | pH   | filter size | Digest (D) or not (U) | Cond Temp °C | Concentration = mg/l |      |      |      |      |       |       |      |       |        |       | SRP As P |      |      |      |      |                       |       |      |                      |                      |                      |                      |      |
|----------|------|-------------|-----------------------|--------------|----------------------|------|------|------|------|-------|-------|------|-------|--------|-------|----------|------|------|------|------|-----------------------|-------|------|----------------------|----------------------|----------------------|----------------------|------|
|          |      |             |                       |              | Na                   | Mg   | K    | Ca   | Cr   | Mn    | Fe    | Ni   | Cu    | Zn     | Cd    |          | Pb   | BOD  | COD  | TOC  | TVA CaCO <sub>3</sub> | Alkal | Cl   | SO <sub>4</sub> As N | NH <sub>3</sub> As N | NO <sub>2</sub> As N | NO <sub>3</sub> As N |      |
| 25/01/94 | 7.8  | -           | -                     | 23.8         | 24.3                 | 2200 | 208  | 1950 | 272  | <0.1  | 3.70  | 185  | 0.3   | <0.04  | 10.40 | <0.04    | 4860 | 9410 | 2620 | 1418 | 10200                 | 2760  | 180  | 1820                 | <0.50                | <0.50                | 0.26                 |      |
| 08/02/94 | 7.7  | -           | -                     | 26.5         | 24.4                 | 2070 | 173  | 1880 | 147  | #N/A  | #N/A  | #N/A | #N/A  | #N/A   | #N/A  | #N/A     | 3210 | 6920 | 2370 | #N/A | 11400                 | 2820  | 105  | 2320                 | 0.2                  | <0.10                | #N/A                 |      |
| 08/03/94 | 7.4  | -           | -                     | 23.6         | 25.1                 | 1970 | 163  | 1760 | 152  | #N/A  | #N/A  | #N/A | #N/A  | #N/A   | #N/A  | #N/A     | 3360 | 7630 | 1930 | #N/A | 11100                 | 2810  | 96   | 1830                 | <0.10                | <0.10                | #N/A                 |      |
| 06/04/94 | 7.8  | -           | -                     | 20.9         | 28.0                 | 2360 | 177  | 2170 | 166  | <0.1  | #N/A  | #N/A | 0.4   | <0.04  | 14.8  | <0.04    | 1850 | 5270 | 1410 | 469  | 11500                 | 2340  | <10  | 2010                 | <0.10                | <0.10                | 0.06                 |      |
| 04/05/94 | 7.6  | -           | -                     | 31.8         | 30.1                 | 2370 | 147  | 2260 | 144  | <0.1  | 2.36  | 275  | 0.5   | <0.04  | 20.0  | <0.04    | 1740 | 4480 | 1390 | 184  | 13600                 | 3090  | <10  | 2040                 | <0.10                | <0.10                | 0.9                  |      |
| 04/10/94 | 7.8  | UF a        | D                     | >20          | 27.4                 | 2220 | 124  | 2020 | 108  | <0.1  | 1.84  | 226  | 0.3   | <0.04  | 13.7  | <0.04    | 1330 | 4700 | 1310 | #N/A | 13700                 | 2920  | <10  | 2330                 | 0.078                | 0.123                | 0.74                 |      |
| 04/10/94 | #N/A | UF b        | D                     | #N/A         | #N/A                 | 2250 | 126  | 2050 | 110  | <0.1  | 1.68  | 230  | 0.4   | <0.04  | 13.9  | 0.16     | #N/A | #N/A | #N/A | #N/A | 5230                  | 2940  | <10  | 2370                 | <0.05                | 0.190                | 1.00                 |      |
| 04/10/94 | 8.0  | 1.2µm a     | D                     | >20          | 24.2                 | 2120 | 110  | 1920 | 35   | <0.1  | 0.12  | 3.81 | 0.2   | <0.04  | 0.50  | <0.04    | #N/A | #N/A | #N/A | 276  | #N/A                  | 3020  | <10  | 2220                 | <0.05                | 0.178                | #N/A                 |      |
| 04/10/94 | #N/A | 1.2µm b     | D                     | #N/A         | #N/A                 | 2130 | 110  | 1920 | 34   | <0.1  | 0.11  | 3.88 | <0.1  | <0.04  | 0.49  | <0.04    | #N/A | #N/A | #N/A | 240  | #N/A                  | 3080  | 11   | 2310                 | <0.05                | 0.067                | #N/A                 |      |
| 04/10/94 | #N/A | 1.2µm c     | D                     | #N/A         | #N/A                 | 1990 | 105  | 1800 | 33   | <0.1  | 0.11  | 5.12 | <0.1  | <0.04  | 0.75  | <0.04    | #N/A | #N/A | #N/A | #N/A | #N/A                  | 3010  | 22   | #N/A                 | #N/A                 | #N/A                 | #N/A                 |      |
| 04/10/94 | #N/A | 1.2µm a     | U                     | #N/A         | #N/A                 | 2220 | 117  | 2000 | 34   | <0.1  | 0.10  | 3.43 | <0.1  | <0.04  | 0.50  | <0.04    | #N/A | #N/A | #N/A | #N/A | #N/A                  | #N/A  | #N/A | #N/A                 | #N/A                 | #N/A                 | #N/A                 |      |
| 04/10/94 | #N/A | 1.2µm b     | U                     | #N/A         | #N/A                 | 2240 | 119  | 2020 | 35   | <0.1  | 0.10  | 3.61 | <0.1  | <0.04  | 0.51  | <0.04    | #N/A | #N/A | #N/A | #N/A | #N/A                  | #N/A  | #N/A | #N/A                 | #N/A                 | #N/A                 | #N/A                 |      |
| 04/10/94 | #N/A | 1.2µm c     | U                     | #N/A         | #N/A                 | 2260 | 119  | 2060 | 37   | <0.1  | 0.13  | 5.56 | 0.20  | <0.04  | 0.93  | <0.04    | #N/A | #N/A | #N/A | #N/A | #N/A                  | #N/A  | #N/A | #N/A                 | #N/A                 | #N/A                 | #N/A                 |      |
| 04/10/94 | #N/A | 0.45µm      | D                     | #N/A         | #N/A                 | 2140 | 112  | 1940 | 33   | <0.1  | 0.12  | 5.54 | <0.1  | <0.04  | 0.27  | <0.04    | #N/A | #N/A | #N/A | #N/A | #N/A                  | #N/A  | #N/A | #N/A                 | #N/A                 | #N/A                 | #N/A                 |      |
| 04/10/94 | #N/A | 0.45µm      | U                     | #N/A         | #N/A                 | 2270 | 121  | 2050 | 35   | <0.1  | 0.12  | 5.66 | 0.20  | <0.04  | 0.31  | <0.04    | #N/A | #N/A | #N/A | #N/A | #N/A                  | #N/A  | #N/A | #N/A                 | #N/A                 | #N/A                 | #N/A                 |      |
| 01/03/95 | 7.5  | UF          | D                     | 17.2         | 25.3                 | 1930 | 154  | 1960 | 70.1 | 0.13  | 0.43  | 45.3 | 0.24  | <0.02  | 2.61  | <0.02    | 523  | 2460 | 734  | #N/A | 9560                  | 2670  | <10  | 1540                 | <0.10                | <0.10                | 1.25                 |      |
| 01/03/95 | #N/A | 1.2µm       | U                     | #N/A         | #N/A                 | 1790 | 146  | 1820 | 49.3 | 0.12  | 0.10  | 2.52 | 0.18  | <0.02  | 0.16  | <0.02    | #N/A | #N/A | #N/A | 174  | #N/A                  | 2510  | 20.0 | 1300                 | <0.10                | <0.10                | 1.91                 |      |
| 01/03/95 | #N/A | 1.2µm       | D                     | #N/A         | #N/A                 | 1860 | 152  | 1970 | 50.2 | <0.05 | 0.08  | 2.39 | <0.05 | <0.02  | 0.14  | <0.02    | #N/A | #N/A | #N/A | #N/A | #N/A                  | #N/A  | #N/A | #N/A                 | #N/A                 | #N/A                 | #N/A                 |      |
| 01/03/95 | #N/A | 0.45µm G    | D                     | #N/A         | #N/A                 | 1880 | 156  | 1990 | 51.6 | 0.14  | 0.10  | 2.80 | 0.16  | <0.02  | 0.08  | <0.02    | #N/A | #N/A | #N/A | 176  | #N/A                  | #N/A  | #N/A | #N/A                 | #N/A                 | #N/A                 | #N/A                 |      |
| 01/03/95 | #N/A | 0.45µm W    | D                     | #N/A         | #N/A                 | 1910 | 149  | 1930 | 50.2 | 0.08  | 0.11  | 4.37 | 0.11  | <0.02  | 0.09  | <0.02    | #N/A | #N/A | #N/A | #N/A | #N/A                  | #N/A  | #N/A | #N/A                 | #N/A                 | #N/A                 | #N/A                 |      |
| 01/03/95 | #N/A | 0.45µm G    | U                     | #N/A         | #N/A                 | 1870 | 153  | 1980 | 50.7 | 0.08  | 0.09  | 2.35 | 0.11  | <0.02  | 0.05  | <0.02    | #N/A | #N/A | #N/A | #N/A | #N/A                  | #N/A  | #N/A | #N/A                 | #N/A                 | #N/A                 | #N/A                 |      |
| 01/03/95 | #N/A | 0.45µm W    | U                     | #N/A         | #N/A                 | 1870 | 154  | 1980 | 51.3 | <0.05 | 0.09  | 1.95 | 0.08  | <0.02  | <0.02 | <0.02    | #N/A | #N/A | #N/A | #N/A | #N/A                  | #N/A  | #N/A | #N/A                 | #N/A                 | #N/A                 | #N/A                 |      |
| 06/07/95 | 7.8  | 0.45µm W    | D                     | #N/A         | 33.1                 | 2200 | 165  | 1810 | 49   | <0.1  | 0.08  | 1.15 | 0.20  | <0.04  | 0.32  | <0.04    | 268  | 2460 | 734  | #N/A | 9560                  | 2670  | <10  | 1540                 | <0.10                | <0.10                | 1.25                 |      |
| 09/11/95 | 7.6  | 1.2µm       | D                     | 19           | 33.6                 | 2000 | 148  | 1730 | 37   | <0.1  | 0.05  | 2.40 | <0.1  | <0.04  | 0.20  | <0.04    | 156  | 2750 | 739  | 20   | 8520                  | 2710  | <10  | 1480                 | 0.12                 | <0.10                | 1.53                 |      |
| 29/02/96 | 7.4  | UF          | D                     | >20          | 34.9                 | #N/A | #N/A | #N/A | #N/A | #N/A  | #N/A  | #N/A | #N/A  | #N/A   | #N/A  | #N/A     | 188  | #N/A | 735  | #N/A | #N/A                  | #N/A  | #N/A | #N/A                 | #N/A                 | #N/A                 | #N/A                 | #N/A |
| 29/02/96 | #N/A | 1.2µm       | D                     | #N/A         | #N/A                 | 1780 | 148  | 1540 | 45   | 0.2   | 0.08  | 2.55 | 0.20  | <0.04  | 0.33  | <0.04    | #N/A | #N/A | 2360 | 23   | 8440                  | 2320  | <10  | 1300                 | <0.10                | <0.10                | 1.84                 |      |
| 29/02/96 | #N/A | 0.45µm      | D                     | #N/A         | #N/A                 | 1910 | 147  | 1970 | 43   | <0.1  | 0.07  | 2.82 | <0.1  | <0.04  | <0.04 | <0.04    | #N/A | #N/A | 2480 | 31   | 8850                  | 2560  | <10  | 1330                 | <0.10                | <0.10                | 2.28                 |      |
| 25/04/96 | 7.6  | 1.2µm       | D                     | 18.6         | 34.8                 | 1913 | 142  | 1608 | 46   | <0.1  | 0.05  | 3.40 | <0.1  | <0.04  | 0.13  | <0.04    | 216  | 2718 | 788  | 56   | 8069                  | 2450  | <10  | 1395                 | <0.10                | <0.10                | 2.13                 |      |
| 20/06/96 | 7.5  | 1.2µm       | D                     | #N/A         | 35.5                 | 2030 | 145  | 1710 | 43   | 0.20  | 0.06  | 3.53 | 0.20  | <0.01  | 0.14  | <0.04    | 184  | 2221 | 723  | 42   | 8464                  | 2830  | <10  | 1281                 | <0.10                | <0.10                | 1.97                 |      |
| 20/06/96 | 7.5  | 0.45µm      | D                     | #N/A         | 35.5                 | 1970 | 133  | 1570 | 40   | <0.1  | 0.05  | 3.89 | <0.1  | <0.01  | 0.07  | <0.04    | #N/A | #N/A | #N/A | 46   | 8207                  | 2620  | <10  | 1399                 | <0.10                | <0.10                | 1.91                 |      |
| 11/12/96 | 7.7  | 0.45µm A    | UP                    | 19.40        | 42.0                 | 1660 | 112  | 1370 | 23.9 | 0.11  | 0.023 | 3.37 | 0.14  | <0.004 | 0.016 | <0.004   | 148  | 2342 | 780  | 7    | 8441                  | 2640  | <30  | 1518                 | <0.10                | <0.10                | 3.33                 |      |
| 11/12/96 | 7.7  | 0.45µm B    | UP                    | 18.80        | 42.0                 | 1760 | 117  | 1450 | 25.0 | 0.12  | 0.019 | 3.49 | 0.15  | <0.004 | 0.009 | <0.004   | 144  | 2762 | 782  | 16   | 8438                  | 2640  | <30  | 1528                 | <0.10                | <0.10                | 3.36                 |      |
| 11/12/96 | 7.7  | 0.45µm A    | DUP                   | 19.40        | 42.0                 | 2130 | 135  | 1770 | 61.7 | 0.21  | 0.516 | 22.2 | 0.25  | 0.020  | 1.00  | <0.004   | #N/A | #N/A | #N/A | #N/A | #N/A                  | #N/A  | #N/A | #N/A                 | <0.10                | <0.10                | #N/A                 |      |
| 11/12/96 | 7.7  | 0.45µm B    | DUP                   | 18.80        | 42.0                 | 2170 | 136  | 1800 | 49.2 | 0.21  | 0.319 | 17.4 | 0.25  | 0.018  | 0.840 | <0.004   | #N/A | #N/A | #N/A | #N/A | #N/A                  | #N/A  | #N/A | #N/A                 | <0.10                | <0.10                | #N/A                 |      |
| 06/02/97 | 8.0  | 0.45µm      | U                     | 19.5         | 31.0                 | 1910 | 124  | 1540 | 30.6 | 0.17  | 0.039 | 2.81 | 0.21  | <0.004 | 0.035 | <0.004   | #N/A | #N/A | 2710 | 755  | 8200                  | 2730  | <30  | 1548                 | 0.14                 | <0.10                | 2.83                 |      |
| 06/02/97 | 8.0  | 0.45µm      | settle/D              | 19.5         | 31.0                 | 2050 | 131  | 1640 | 32.5 | 0.18  | 0.040 | 2.95 | 0.21  | <0.004 | 0.046 | <0.004   | #N/A | #N/A | #N/A | #N/A | #N/A                  | #N/A  | #N/A | #N/A                 | <0.10                | <0.10                | #N/A                 |      |
| 06/02/97 | 8.0  | 0.45µm      | D                     | 20.70        | 33.0                 | 2070 | 133  | 1670 | 32.4 | 0.18  | 0.039 | 2.89 | 0.21  | <0.004 | 0.046 | <0.004   | #N/A | #N/A | #N/A | #N/A | #N/A                  | #N/A  | #N/A | #N/A                 | <0.10                | <0.10                | #N/A                 |      |
| 10/07/97 | 7.5  | 0.45µm      | D                     | 18.1         | 38.0                 | 1670 | 143  | 1960 | 47.0 | <0.1  | 0.05  | 2.87 | <0.1  | #N/A   | <0.04 | <0.04    | #N/A | #N/A | 111  | 1887 | 614                   | 10    | 8239 | 2480                 | <30                  | <0.2                 | 1.7                  |      |
| 23/09/97 | 7.6  | 0.45µm      | U                     | 18.1         | 37.1                 | 1610 | 117  | 1920 | 34.0 | <0.1  | <0.02 | 2.82 | <0.1  | <0.04  | <0.04 | <0.04    | 104  | 2060 | 644  | 10   | 7420                  | 2580  | <30  | 1550                 | <0.1                 | 0.18                 | 1.95                 |      |
| 07/11/97 | 7.7  | 0.45µm      | U                     | 18.9         | 35.9                 | 1560 | 114  | 1280 | 35.0 | <0.1  | 0.04  | 3.20 | 0.20  | <0.01  | 0.024 | <0.004   | 110  | 2572 | 680  | 10   | 8129                  | 2660  | <30  | 1350                 | <0.1                 | <0.1                 | 2.78                 |      |



## Appendix Table C1 continued Brogborough leachate analyses

| Date                          | pH   | filter size | Digested (D) or not (U) | Cond Temp | Na                   | Mg   | K    | Ca   | Cr    | Mn    | Fe    | Ni   | Cu     | Zn      | Cd     | Pb     | BOD  | COD  | TOC  | TVA  | Alkal | Cl   | SO <sub>4</sub> | NH <sub>4</sub> | NO <sub>3</sub> | NO <sub>2</sub> | SRP  |      |
|-------------------------------|------|-------------|-------------------------|-----------|----------------------|------|------|------|-------|-------|-------|------|--------|---------|--------|--------|------|------|------|------|-------|------|-----------------|-----------------|-----------------|-----------------|------|------|
|                               |      |             |                         | mS/cm     | Concentration = mg/l |      |      |      |       |       |       |      |        |         |        |        |      |      |      |      |       |      |                 |                 |                 |                 |      |      |
|                               |      |             |                         | °C        |                      |      |      |      |       |       |       |      |        |         |        |        |      |      |      |      |       |      |                 |                 |                 |                 |      |      |
| Cell No. 6 (Industrial Waste) |      |             |                         |           |                      |      |      |      |       |       |       |      |        |         |        |        |      |      |      |      |       |      |                 |                 |                 |                 |      |      |
| 25.01/94                      | 7.6  |             |                         | 157       | 1370                 | 105  | 912  | 81   | <=0.1 | 0.13  | 9.63  | 0.2  | <=0.04 | 0.52    | <=0.04 | <=0.5  | 202  | 2300 | 747  | 35   | 8660  | 1680 | 5.5             | 1040            | <=0.50          | <=0.50          | 3.8  |      |
| 08.02/94                      | 7.3  |             |                         | 15.3      | 291                  | 1390 | 108  | 944  | 84    | #N/A  | #N/A  | #N/A | #N/A   | #N/A    | #N/A   | #N/A   | 167  | 2430 | 837  | #N/A | 6830  | 1700 | 35              | 940             | 0.2             | <=0.10          | #N/A |      |
| 08.03/94                      | 7.2  |             |                         | 128       | 305                  | 1230 | 94   | 798  | 71    | #N/A  | #N/A  | #N/A | #N/A   | #N/A    | #N/A   | #N/A   | 136  | 2390 | 710  | #N/A | 6150  | 1600 | 125             | 1010            | <=0.10          | <=0.10          | #N/A |      |
| 06.04/94                      | 7.5  |             |                         | 11.9      | 292                  | 1380 | 108  | 889  | 78    | <=0.1 | 0.20  | #N/A | <=0.04 | 1.05    | <=0.04 | <=0.5  | 9.3  | 1950 | 622  | 5    | 6390  | 1540 | <=10            | 1010            | <=0.10          | <=0.10          | 3.1  |      |
| 04.05/94                      | 7.3  |             |                         | 15.1      | 29.9                 | 1380 | 106  | 913  | 77    | <=0.1 | 0.11  | 3.98 | 0.2    | <=0.04  | 0.48   | <=0.5  | 167  | 2420 | 772  | 10   | 6550  | 1640 | 10.5            | 1030            | 0.27            | <=0.10          | 4.3  |      |
| 04/10/94                      | 7.5  | UF a        | D                       | 15.3      | 25.0                 | 1230 | 90   | 800  | 59    | 0.20  | 0.11  | 6.13 | 0.2    | <=0.04  | 0.22   | <=0.5  | 108  | 2900 | 742  | #N/A | 6280  | 1610 | <=10            | 1010            | <=0.05          | 0.078           | 4.00 |      |
| 04/10/94                      | #N/A | UF b        | D                       | #N/A      | #N/A                 | 1340 | 97   | 870  | 64    | <=0.1 | 0.12  | 10.8 | <=0.1  | <=0.04  | 0.35   | <=0.5  | 111  | 2550 | 764  | #N/A | 6390  | 1620 | <=10            | 1070            | <=0.05          | 0.056           | 3.85 |      |
| 04/10/94                      | #N/A | 1.2µm a     | D                       | #N/A      | #N/A                 | #N/A | #N/A | #N/A | #N/A  | #N/A  | #N/A  | #N/A | #N/A   | #N/A    | #N/A   | #N/A   | #N/A | #N/A | #N/A | 10   | #N/A  | #N/A | #N/A            | #N/A            | <=0.05          | #N/A            | #N/A |      |
| 04/10/94                      | #N/A | 1.2µm b     | D                       | #N/A      | #N/A                 | #N/A | #N/A | #N/A | #N/A  | #N/A  | #N/A  | #N/A | #N/A   | #N/A    | #N/A   | #N/A   | #N/A | #N/A | #N/A | #N/A | #N/A  | #N/A | #N/A            | #N/A            | <=0.05          | #N/A            | #N/A |      |
| 04/10/94                      | #N/A | 1.2µm a     | U                       | #N/A      | #N/A                 | #N/A | #N/A | #N/A | #N/A  | #N/A  | #N/A  | #N/A | #N/A   | #N/A    | #N/A   | #N/A   | #N/A | #N/A | #N/A | #N/A | #N/A  | #N/A | #N/A            | #N/A            | #N/A            | #N/A            | #N/A |      |
| 04/10/94                      | #N/A | 1.2µm b     | U                       | #N/A      | #N/A                 | #N/A | #N/A | #N/A | #N/A  | #N/A  | #N/A  | #N/A | #N/A   | #N/A    | #N/A   | #N/A   | #N/A | #N/A | #N/A | #N/A | #N/A  | #N/A | #N/A            | #N/A            | #N/A            | #N/A            | #N/A |      |
| 04/10/94                      | #N/A | 0.45µm      | D                       | #N/A      | #N/A                 | #N/A | #N/A | #N/A | #N/A  | #N/A  | #N/A  | #N/A | #N/A   | #N/A    | #N/A   | #N/A   | #N/A | #N/A | #N/A | #N/A | #N/A  | #N/A | #N/A            | #N/A            | #N/A            | #N/A            | #N/A |      |
| 04/10/94                      | #N/A | 0.45µm      | U                       | #N/A      | #N/A                 | #N/A | #N/A | #N/A | #N/A  | #N/A  | #N/A  | #N/A | #N/A   | #N/A    | #N/A   | #N/A   | #N/A | #N/A | #N/A | #N/A | #N/A  | #N/A | #N/A            | #N/A            | #N/A            | #N/A            | #N/A |      |
| 01.03/95                      | 7.3  | UF          | D                       | 13.6      | 27.6                 | 1200 | 87.3 | 847  | 52.2  | 0.18  | 0.10  | 7.09 | 0.12   | <=0.02  | 0.41   | <=0.3  | 168  | 2240 | 756  | #N/A | 6840  | 1600 | <=10            | 1000            | <=0.10          | <=0.10          | 4.34 |      |
| 01.03/95                      | #N/A | 1.2µm       | D                       | #N/A      | #N/A                 | 1170 | 84.6 | 821  | 50.0  | 0.14  | 0.08  | 4.46 | 0.09   | <=0.02  | 0.17   | <=0.3  | #N/A | 2610 | #N/A | 10   | 7710  | 1620 | <=10            | 1050            | <=0.10          | <=0.10          | 4.26 |      |
| 01.03/95                      | #N/A | 1.2µm       | U                       | #N/A      | #N/A                 | 1220 | 88.9 | 863  | 52.2  | 0.15  | 0.08  | 4.32 | 0.10   | <=0.02  | 0.16   | <=0.3  | #N/A | #N/A | #N/A | #N/A | #N/A  | #N/A | #N/A            | #N/A            | #N/A            | #N/A            | #N/A |      |
| 01.03/95                      | #N/A | 0.45µm      | D                       | #N/A      | #N/A                 | 1160 | 84.2 | 818  | 50.6  | 0.15  | 0.08  | 3.55 | 0.10   | <=0.02  | 0.04   | <=0.3  | #N/A | #N/A | #N/A | #N/A | #N/A  | #N/A | #N/A            | #N/A            | #N/A            | #N/A            | #N/A |      |
| 01.03/95                      | #N/A | 0.45µm      | U                       | #N/A      | #N/A                 | 1250 | 89.5 | 881  | 54    | 0.12  | 0.08  | 3.17 | 0.07   | <=0.02  | <=0.02 | <=0.3  | #N/A | #N/A | #N/A | #N/A | #N/A  | #N/A | #N/A            | #N/A            | #N/A            | #N/A            | #N/A |      |
| 06.07/95                      | 7.4  | 0.45µm      | D                       | #N/A      | 33.7                 | 1570 | 107  | 1090 | 59    | 0.3   | 0.10  | 4.15 | 0.3    | <=0.04  | 0.58   | <=0.5  | 154  | 2830 | 918  | #N/A | 7390  | 1840 | <=10            | 1330            | <=0.10          | <=0.10          | 4.8  |      |
| 08.11/95                      | 7.6  | 1.2µm       | D                       | 11        | 28.2                 | 1530 | 96   | 1180 | 49    | 0.3   | 0.05  | 3.15 | <=0.1  | <=0.04  | 0.23   | <=0.5  | 140  | 3480 | 1170 | 8    | 6960  | 1860 | 13              | 1390            | <=0.10          | <=0.10          | 5.4  |      |
| 29.02/96                      | 7.4  | UF          | D                       | 18        | 32.4                 | #N/A | #N/A | #N/A | #N/A  | #N/A  | #N/A  | #N/A | #N/A   | #N/A    | #N/A   | #N/A   | 148  | #N/A | 838  | #N/A | #N/A  | #N/A | #N/A            | #N/A            | #N/A            | #N/A            | #N/A |      |
| 29.02/96                      | #N/A | 1.2µm       | D                       | #N/A      | #N/A                 | 1190 | 81   | 974  | 50    | 0.2   | 0.08  | 1.84 | <=0.1  | <=0.04  | 0.46   | <=0.5  | #N/A | 2720 | #N/A | 8    | 6010  | 1690 | 140             | 2500            | 2.49            | 0.13            | 3.9  |      |
| 29.02/96                      | #N/A | 0.45µm      | D                       | #N/A      | #N/A                 | 1100 | 76   | 917  | 47    | 0.2   | 0.07  | 1.32 | <=0.1  | <=0.04  | 0.08   | <=0.5  | #N/A | 2860 | #N/A | 8    | 6440  | 1660 | 140             | 2430            | <=0.10          | 0.10            | 3.8  |      |
| 25.04/96                      | 7.6  | 1.2µm       | D                       | 15.0      | 35.2                 | 1282 | 82.3 | 1037 | 45.4  | 0.2   | 0.06  | 2.74 | <=0.1  | <=0.04  | 0.21   | <=0.5  | 140  | 2934 | 907  | 28   | 6620  | 1730 | <=10            | 1265            | <=0.10          | <=0.10          | 4.9  |      |
| 20.06/96                      | 7.5  | 1.2µm       | D                       | #N/A      | 34.5                 | 1520 | 93.0 | 1280 | 42    | 0.3   | 0.07  | 3.72 | <=0.1  | 0.02    | 0.45   | <=0.5  | 102  | 3321 | 1036 | 12   | 7602  | 1960 | <=10            | 1349            | 0.28            | <=0.10          | 5.6  |      |
| 20.06/96                      | 7.5  | 0.45µm      | D                       | #N/A      | 34.5                 | 1450 | 89.1 | 1220 | 39    | 0.4   | 0.08  | 3.77 | <=0.1  | <=0.01  | 0.21   | <=0.5  | #N/A | #N/A | #N/A | 10   | 7478  | 1960 | <=10            | 1364            | 0.19            | <=0.10          | 5.7  |      |
| 11/12/96                      | 7.5  | 0.45µm      | U                       | 15.83     | 29.1                 | 1510 | 86.0 | 1010 | 34.2  | 0.23  | 0.155 | 6.59 | 0.18   | <=0.004 | 0.086  | <=0.05 | 103  | 2593 | 865  | 4    | 6610  | 1740 | <=30            | 1312            | <=1.0           | <=1.0           | 5.73 |      |
| 11/12/96                      | 7.5  | 0.45µm      | D/UP                    | 15.83     | 29.1                 | 1420 | 77.3 | 960  | 33.6  | 0.26  | 0.141 | 8.21 | 0.21   | 0.040   | 0.219  | <=0.05 | #N/A | #N/A | #N/A | #N/A | #N/A  | #N/A | #N/A            | #N/A            | #N/A            | #N/A            | #N/A |      |
| 06.02/97                      | #N/A | 0.45µm      | U                       | #N/A      | #N/A                 | #N/A | #N/A | #N/A | #N/A  | #N/A  | #N/A  | #N/A | #N/A   | #N/A    | #N/A   | #N/A   | #N/A | #N/A | #N/A | #N/A | #N/A  | #N/A | #N/A            | #N/A            | #N/A            | #N/A            | #N/A | #N/A |

Appendix Table C2 Brogborough volatile fatty acid results

| Cell 1   |        | All values expressed as mg/l C |           |            |            |             |             |            |            | Total          |
|----------|--------|--------------------------------|-----------|------------|------------|-------------|-------------|------------|------------|----------------|
| Date     | filter | Ethanoic                       | Propanoic | i-Butanoic | n-Butanoic | i-Pentanoic | n-Pentanoic | i-Hexanoic | n-Hexanoic | Volatile Acids |
| 25/01/94 |        | 6000                           | 2286      | 872        | 8180       | 823         | 2117        | <300       | 4653       | 24931          |
| 06/04/94 |        | 6260                           | 1947      | 561        | 7760       | 509         | 1808        | 26         | 4371       | 23241          |
| 04/05/94 |        | 6064                           | 1982      | 595        | 7460       | 536         | 1855        | 27         | 4433       | 22952          |
| 04/10/94 | #N/A   | #N/A                           | #N/A      | #N/A       | #N/A       | #N/A        | #N/A        | #N/A       | #N/A       | #N/A           |
| 01/03/95 | 0.45   | 744                            | 252       | 105        | 401        | 69          | 182         | 6          | 345        | 2104           |
| 01/03/95 | 1.2    | 736                            | 258       | 106        | 427        | 71          | 189         | 4          | 367        | 2158           |
| 09/11/95 | 1.2    | 672                            | 139       | 118        | 113        | 48          | 82          | 2          | 38         | 1213           |
| 29/02/96 | 0.45   | 1272                           | 243       | 147        | 429        | 71          | 170         | 2          | 242        | 2576           |
| 29/02/96 | 1.2    | 1188                           | 233       | 141        | 399        | 68          | 159         | 2          | 235        | 2426           |
| 25/04/96 | 1.2    | 736                            | 157       | 106        | 134        | 47          | 84          | 2          | 55         | 1320           |
| 20/06/96 | 0.45   | 604                            | 107       | 70         | 55         | 27          | 30          | 1          | 7          | 903            |
| 20/06/96 | 1.2    | 624                            | 108       | 70         | 53         | 28          | 31          | <2         | 8          | 923            |
| 11/12/96 | 0.45   | 99                             | 18        | 14         | 14         | 4           | 10          | <2         | 4          | 162            |
| 10/07/97 | 0.45   | 76                             | 5         | <2         | <2         | <2          | <2          | <2         | <2         | 80             |
| 23/09/97 | 0.45   | 67                             | 2         | <2         | <2         | <2          | 2           | <2         | <2         | 71             |
| 07/11/97 | 0.45   | 53                             | 1         | <2         | <2         | <2          | 2           | <2         | <2         | 56             |

| Cell 2   |         | All values expressed as mg/l C |           |            |            |             |             |            |            | Total |
|----------|---------|--------------------------------|-----------|------------|------------|-------------|-------------|------------|------------|-------|
| Date     | filter  | Ethanoic                       | Propanoic | i-Butanoic | n-Butanoic | i-Pentanoic | n-Pentanoic | i-Hexanoic | n-Hexanoic | Total |
| 25/01/94 |         | 816                            | 282       | 98         | 774        | 106         | 212         | <60        | 596        | 2884  |
| 06/04/94 |         | 721                            | 273       | 160        | 669        | 104         | 223         | 7          | 598        | 2756  |
| 04/05/94 |         | 569                            | 271       | 131        | 659        | 90          | 209         | 6          | 551        | 2486  |
| 04/10/94 | 0.45 a  | 1176                           | 335       | 115        | 1058       | 126         | 280         | 7          | 782        | 3878  |
| 04/10/94 | 0.45 b  | 1012                           | 336       | 118        | 1020       | 120         | 273         | 7          | 769        | 3656  |
| 04/10/94 | 1.2 a   | 1164                           | 348       | 118        | 1014       | 125         | 268         | 7          | 807        | 3850  |
| 04/10/94 | 1.2 b   | 1004                           | 341       | 115        | 998        | 122         | 272         | 7          | 788        | 3647  |
| 01/03/95 | 0.45    | 432                            | 96        | 53         | 137        | 38          | 67          | 3          | 154        | 981   |
| 01/03/95 | 1.2     | 464                            | 103       | 54         | 140        | 39          | 71          | 3          | 166        | 1041  |
| 09/11/95 | 1.2     | 444                            | 133       | 59         | 397        | 53          | 126         | 3          | 344        | 1559  |
| 29/02/96 | 0.45    | #N/A                           | #N/A      | #N/A       | #N/A       | #N/A        | #N/A        | #N/A       | #N/A       | #N/A  |
| 29/02/96 | 1.2     | 198                            | 54        | 27         | 135        | 22          | 44          | 2          | 125        | 606   |
| 25/04/96 | 1.2     | 544                            | 139       | 61         | 356        | 55          | 115         | 3          | 308        | 1581  |
| 20/06/96 | 0.45    | 492                            | 129       | 61         | 323        | 55          | 112         | 3          | 316        | 1492  |
| 20/06/96 | 1.2     | 504                            | 139       | 65         | 341        | 57          | 119         | 3          | 323        | 1552  |
| 20/06/96 | 1.2 Dup | 520                            | 130       | 56         | 290        | 53          | 102         | 2          | 291        | 1444  |
| 11/12/96 | 0.45    | 4                              | <2        | <2         | <2         | <2          | <3          | <2         | <3         | 4     |

| Cell 3   |        | All values expressed as mg/l C |           |            |            |             |             |            |            | Total |
|----------|--------|--------------------------------|-----------|------------|------------|-------------|-------------|------------|------------|-------|
| Date     | filter | Ethanoic                       | Propanoic | i-Butanoic | n-Butanoic | i-Pentanoic | n-Pentanoic | i-Hexanoic | n-Hexanoic | Total |
| 25/01/94 |        | 1900                           | 754       | 245        | 2181       | 265         | 706         | <150       | 1675       | 7726  |
| 06/04/94 |        | 762                            | 764       | 122        | 146        | 113         | 172         | 9          | 71         | 2158  |
| 04/05/94 |        | 267                            | 221       | 59         | 78         | 44          | 86          | 3          | 102        | 861   |
| 04/10/94 | 1.2 a  | 88                             | 45        | 17         | 16         | 14          | 22          | <2         | 22         | 225   |
| 04/10/94 | 1.2 b  | 84                             | 42        | 17         | 14         | 14          | 21          | <2         | 22         | 214   |
| 01/03/95 | 0.45   | 48                             | 10        | 2          | 7          | 2           | 3           | <2         | 3          | 75    |
| 01/03/95 | 1.2    | 48                             | 10        | 2          | 8          | 2           | 4           | <2         | 4          | 77    |
| 09/11/95 | 1.2    | 18                             | 3         | <2         | 2          | <2          | <2          | <2         | 1          | 24    |
| 29/02/96 | 0.45   | 10                             | <5        | <2         | <2         | <2          | <2          | <3         | <2         | 10    |
| 29/02/96 | 1.2    | 9                              | <5        | <2         | <2         | <2          | <2          | <3         | <2         | 9     |
| 25/04/96 | 1.2    | 23                             | <2        | <2         | <2         | <2          | <2          | <2         | <2         | 23    |
| 20/06/96 | 0.45   | 10                             | <2        | <2         | <2         | <2          | <2          | <2         | <2         | 10    |
| 20/06/96 | 1.2    | 14                             | 1         | <2         | <2         | <2          | <2          | <2         | <2         | 16    |
| 11/12/96 | 0.45   | 5                              | <2        | <2         | <2         | <2          | <3          | <2         | <3         | 5     |
| 10/07/97 | 0.45   | 6                              | <2        | <2         | <2         | <2          | <2          | <2         | <2         | 6     |
| 23/09/97 | 0.45   | 6                              | <2        | <2         | <2         | <2          | <2          | <2         | <2         | 6     |
| 07/11/97 | 0.45   | 3                              | <2        | <2         | <2         | <2          | <2          | <2         | <2         | 3     |

Appendix Table C2 continued Brogborough volatile fatty acid results

| Cell 4   |        | All values expressed as mg/l C |           |            |            |             |             |            |            |       | Total |
|----------|--------|--------------------------------|-----------|------------|------------|-------------|-------------|------------|------------|-------|-------|
| Date     | filter | Ethanoic                       | Propanoic | i-Butanoic | n-Butanoic | i-Pentanoic | n-Pentanoic | i-Hexanoic | n-Hexanoic | Total |       |
| 25/01/94 |        | 388                            | 136       | 115        | 300        | 65          | 135         | <30        | 279        | 1418  |       |
| 06/04/94 |        | 332                            | 79        | 44         | <2         | 13          | <2          | 2          | <2         | 469   |       |
| 04/05/94 |        | 160                            | 32        | 2          | <3         | <3          | <3          | <3         | <3         | 194   |       |
| 04/10/94 | 0.45 a | 181                            | 36        | 3          | 1          | 3           | <2          | <2         | <3         | 224   |       |
| 04/10/94 | 0.45 b | 199                            | 42        | 3          | 1          | 3           | <2          | <2         | <3         | 248   |       |
| 04/10/94 | 1.2 a  | 227                            | 43        | 3          | 2          | 4           | <2          | <2         | <3         | 278   |       |
| 04/10/94 | 1.2 b  | 193                            | 38        | 3          | 1          | 3           | <2          | 1          | <3         | 240   |       |
| 01/03/95 | 0.45   | 127                            | 18        | 13         | 7          | 4           | 5           | <2         | 2          | 176   |       |
| 01/03/95 | 1.2    | 124                            | 19        | 13         | 8          | 4           | 5           | <2         | 2          | 174   |       |
| 09/11/95 | 1.2    | 17                             | 2         | <2         | 1          | <2          | <2          | <2         | <2         | 20    |       |
| 29/02/96 | 0.45   | 28                             | 3         | <2         | <2         | <2          | <2          | <3         | <2         | 31    |       |
| 29/02/96 | 1.2    | 23                             | <5        | <2         | <2         | <2          | <2          | <3         | <2         | 23    |       |
| 25/04/96 | 1.2    | 45                             | 7         | <2         | 4          | <2          | <2          | <2         | <2         | 56    |       |
| 20/06/96 | 0.45   | 37                             | 5         | <2         | 4          | <2          | <2          | <2         | <2         | 46    |       |
| 20/06/96 | 1.2    | 35                             | 4         | <2         | 3          | <2          | <2          | <2         | <2         | 42    |       |
| 11/12/96 | 0.45   | 16                             | <2        | <2         | <2         | <2          | <3          | <2         | <3         | 16    |       |
| 10/07/97 | 0.45   | 9                              | 1         | <2         | <2         | <2          | <2          | <2         | <2         | 10    |       |
| 23/09/97 | 0.45   | 10                             | <2        | <2         | <2         | <2          | <2          | <2         | <2         | 10    |       |
| 07/11/97 | 0.45   | 8                              | <2        | <2         | <2         | <2          | 1           | <2         | <2         | 10    |       |

| Cell 5   |        | All values expressed as mg/l C |           |            |            |             |             |            |            |       | Total |
|----------|--------|--------------------------------|-----------|------------|------------|-------------|-------------|------------|------------|-------|-------|
| Date     | filter | Ethanoic                       | Propanoic | i-Butanoic | n-Butanoic | i-Pentanoic | n-Pentanoic | i-Hexanoic | n-Hexanoic | Total |       |
| 25/01/94 |        | 71                             | 4         | <5         | <5         | <5          | <5          | <5         | <5         | 75    |       |
| 06/04/94 |        | 46                             | 1         | <2         | <2         | <2          | <2          | <2         | <2         | 47    |       |
| 04/05/94 |        | 23                             | <3        | <3         | <3         | <3          | <3          | <3         | <3         | 23    |       |
| 04/10/94 | 0.45 a | 36                             | 2         | <2         | <2         | <2          | <2          | <2         | <3         | 38    |       |
| 04/10/94 | 1.2 a  | 36                             | 2         | <2         | 1          | <2          | <2          | <2         | <3         | 39    |       |
| 04/10/94 | 1.2 b  | 42                             | 2         | <2         | 1          | <2          | <2          | <2         | <3         | 46    |       |
| 01/03/95 | 0.45   | 29                             | 2         | <2         | <2         | <2          | <2          | <2         | <2         | 31    |       |
| 01/03/95 | 1.2    | 31                             | 2         | <2         | <2         | <2          | <2          | <2         | <2         | 33    |       |
| 09/11/95 | 1.2    | 56                             | 4         | <2         | 2          | <2          | <2          | <2         | <2         | 62    |       |
| 29/02/96 | 0.45   | 17                             | <5        | <2         | <2         | <2          | <2          | <3         | <2         | 17    |       |
| 29/02/96 | 1.2    | 18                             | <5        | <2         | <2         | <2          | <2          | <3         | <2         | 18    |       |
| 25/04/96 | 1.2    | 48                             | 3         | <2         | 2          | <2          | <2          | <2         | <2         | 53    |       |
| 20/06/96 | 0.45   | 37                             | 3         | <2         | 2          | <2          | <2          | <2         | <2         | 42    |       |
| 20/06/96 | 1.2    | 35                             | 2         | <2         | 1          | <2          | <2          | <2         | <2         | 39    |       |
| 11/12/96 | 0.45   | 15                             | <2        | <2         | <2         | <2          | <3          | <2         | <3         | 15    |       |
| 10/07/97 | 0.45   | 37                             | 1         | <2         | <2         | <2          | <3          | <2         | <3         | 38    |       |
| 23/09/97 | 0.45   | 25                             | <2        | <2         | <2         | <2          | 2           | <2         | <3         | 27    |       |
| 07/11/97 | 0.45   | 24                             | <2        | <2         | <2         | <2          | 2           | <2         | <3         | 26    |       |

| Cell 6   |        | All values expressed as mg/l C |           |            |            |             |             |            |            |       | Total |
|----------|--------|--------------------------------|-----------|------------|------------|-------------|-------------|------------|------------|-------|-------|
| Date     | filter | Ethanoic                       | Propanoic | i-Butanoic | n-Butanoic | i-Pentanoic | n-Pentanoic | i-Hexanoic | n-Hexanoic | Total |       |
| 25/01/94 |        | 24                             | 2         | 3          | 3          | <3          | <3          | <3         | 3          | 35    |       |
| 06/04/94 |        | 5                              | <2        | <2         | <2         | <2          | <2          | <2         | <2         | 5     |       |
| 04/05/94 |        | 10                             | <3        | <3         | <3         | <3          | <3          | <3         | <3         | 10    |       |
| 04/10/94 | #N/A   | #N/A                           | #N/A      | #N/A       | #N/A       | #N/A        | #N/A        | #N/A       | #N/A       | #N/A  |       |
| 01/03/95 | 0.45   | 8                              | <2        | <2         | <2         | <2          | <2          | <2         | <2         | 8     |       |
| 01/03/95 | 1.2    | 10                             | <2        | <2         | <2         | <2          | <2          | <2         | <2         | 10    |       |
| 09/11/95 | 1.2    | 8                              | <2        | <2         | <2         | <2          | <2          | <2         | <2         | 8     |       |
| 29/02/96 | 0.45   | 8                              | <5        | <2         | <2         | <2          | <2          | <3         | <2         | 8     |       |
| 29/02/96 | 1.2    | 8                              | <5        | <2         | <2         | <2          | <2          | <3         | <2         | 8     |       |
| 25/04/96 | 1.2    | 28                             | <2        | <2         | <2         | <2          | <2          | <2         | <2         | 28    |       |
| 20/06/96 | 0.45   | 10                             | <2        | <2         | <2         | <2          | <2          | <2         | <2         | 10    |       |
| 20/06/96 | 1.2    | 12                             | <2        | <2         | <2         | <2          | <2          | <2         | <2         | 12    |       |
| 11/12/96 | 0.45   | 4                              | <2        | <2         | <2         | <2          | <3          | <2         | <3         | 4     |       |

Appendix Table C3 Leachate levels data (boreholes C, Cells 1 - 6)

| Date     | depth to leachate (metres below top of casing) |        |        |        |        |        | Comments           |
|----------|--|--------|--------|--------|--------|--------|--------------------|
|          | Cell 1   | Cell 2 | Cell 3 | Cell 4 | Cell 5 | Cell 6 |                    |
| 22/08/91 | 17.5   | 17.8   | 16.7   | #N/A   | 11.3   | 17.1   | Cell 4 dry         |
| 19/09/91 | 17.4   | 15.5   | 16.3   | #N/A   | 10.8   | 16.2   | Cell 4 dry         |
| 24/10/91 | 17.6   | 17.7   | 16.7   | #N/A   | 11.1   | 16.7   | Cell 4 dry         |
| 21/11/91 | 17.3   | 15.7   | 16.2   | 17.9   | 10.3   | #N/A   |                    |
| 09/01/92 | 16.8   | 15.2   | 15.9   | 15.3   | 11.1   | #N/A   |                    |
| 30/01/92 | #N/A   | #N/A   | #N/A   | #N/A   | 9.8    | #N/A   | *                  |
| 20/02/92 | 16.9   | 15.5   | 16.5   | 15.1   | 7.8    | 15.1   | *                  |
| 18/03/92 | 17.7   | 16.2   | 16.9   | 15.8   | 11.0   | 16.8   | *                  |
| 01/05/92 | 16.4   | 15.1   | 15.6   | #N/A   | #N/A   | 15.8   | air 1              |
| 24/06/92 | 16.2   | 15.1   | 15.5   | 14.4   | 10.0   | 15.7   |                    |
| 28/07/92 | 16.1   | 15.0   | 15.1   | 14.0   | 9.8    | 15.6   | water 1            |
| 19/08/92 | 15.9   | 14.8   | 14.9   | 13.7   | 9.7    | 15.6   |                    |
| 01/10/92 | 15.7   | 14.7   | 15.8   | 13.6   | #N/A   | #N/A   |                    |
| 29/10/92 | 15.6   | 14.7   | 14.7   | 13.2   | #N/A   | 15.5   |                    |
| 19/11/92 | 15.5   | 14.7   | 14.7   | 13.2   | 9.4    | 15.5   | air 2 & 3, water 2 |
| 24/01/94 | 12.6   | 12.3   | 8.8    | 11.5   | 8.0    | 11.7   |                    |
| 25/01/94 | 14.0   | 14.0   | 14.5   | 12.1   | 8.7    | 15.3   |                    |
| 07/02/94 | 13.0   | 13.5   | 12.9   | 12.0   | 8.5    | 15.3   |                    |
| 08/02/94 | 12.3   | 10.3   | 14.5   | 12.2   | 8.5    | 15.6   |                    |
| 07/03/94 | 12.9   | 13.5   | 8.5    | 11.9   | 8.4    | 15.2   | water 3            |
| 08/03/94 | 13.7   | 14.1   | 9.5    | 12.3   | 8.5    | 15.2   |                    |
| 05/04/94 | 12.8   | 13.5   | 9.3    | 11.9   | 8.4    | 15.2   |                    |
| 06/04/94 | 13.6   | 13.8   | 11.8   | 12.3   | 8.8    | 15.2   |                    |
| 03/05/94 | 12.6   | 13.4   | 9.9    | 11.8   | 8.3    | 15.0   |                    |
| 04/05/94 | 11.3   | 11.5   | 13.4   | 11.9   | 7.8    | 15.3   | **                 |
| 03/10/94 | 12.0   | 13.2   | #N/A   | #N/A   | #N/A   | #N/A   |                    |
| 04/10/94 | 12.0   | 11.0   | 12.1   | 11.6   | 7.9    | #N/A   |                    |
| 01/03/95 | 10.7   | 12.0   | 4.5    | 11.0   | 7.2    | 14.3   |                    |
| 02/03/95 | 11.0   | 12.4   | 8.1    | 10.8   | 7.3    | 14.2   |                    |
| 05/07/95 | 10.3   | 11.8   | 7.9    | 10.7   | 7.7    | 14.7   |                    |
| 06/07/95 | 10.7   | 12.3   | 7.7    | 10.6   | 7.3    | 14.1   |                    |
| 08/11/95 | 10.0   | 11.5   | 7.4    | 10.0   | 7.4    | 13.8   |                    |
| 09/11/95 | 10.3   | 10.6   | 7.5    | 9.9    | 7.4    | 12.6   |                    |
| 28/02/96 | 9.7  | 10.8   | 7.1    | 9.0    | 7.2    | 12.7   |                    |
| 29/02/96 | 10.1   | 12.2   | 7.5    | 9.3    | #N/A   | #N/A   |                    |
| 24/04/96 | 9.6  | 11.2   | 7.0    | 8.7    | 7.0    | 12.3   |                    |
| 25/04/96 | 10.1   | 11.9   | 7.0    | 8.7    | 6.5    | 12.3   |                    |
| 19/06/96 |  |        |        |        |        |        | not received       |
| 20/06/96 | 9.9  | 11.6   | 7.0    | 8.3    | 7.0    | 11.6   |                    |
| 10/12/96 | 8.9  | 11.1   | 6.4    | 7.8    | 7.0    | 11.0   |                    |
| 11/12/96 | 8.7  | 11.1   | 6.2    | 7.6    | 6.9    | 13.0   |                    |
| 05/02/97 |  |        |        |        |        |        | not received       |
| 06/02/97 | 9.0  | 11.1   | 6.2    | 7.7    | 7.0    | 11.1   |                    |
| 09/07/97 | 8.2  | #N/A   | 5.6    | 6.7    | 6.7    | 10.3   |                    |
| 10/07/97 | 10.0   | #N/A   | 5.5    | 6.6    | 6.5    | 9.4    |                    |
| 22/09/97 | 8.2  | #N/A   | 5.4    | 6.3    | 6.3    | 10.3   |                    |
| 23/09/97 | 8.1  | #N/A   | 5.6    | 6.6    | 6.4    | 10.2   |                    |
| 06/11/97 | 7.3  | #N/A   | 5.1    | 6.3    | 6.2    | #N/A   |                    |
| 07/11/97 | 7.4  | #N/A   | 5.1    | 6.5    | 6.5    | #N/A   |                    |

**NOTE:**

- air 1 - CELL 4 injected with 746m<sup>3</sup> of air over 5 hours on 28 April 1992
- air 2 - CELL 4 aborted air injection on 23 Feb 1993
- air 3 - CELL 4 injected with 11,101m<sup>3</sup> of air, 24 hours between 2-6 August 1993
- water 1 - CELL 3 injected with 98.5m<sup>3</sup> of water, 2-3 July 1992
- water 2 - CELL 3 injected with 21.3 m<sup>3</sup> of leachate, 20-24 April 1993
- water 3 - CELL 3 injected with 231.2 m<sup>3</sup> of water, 21-25 Feb 1994
- \* CELL 5 - Possible false reading due to foam on top of water column
- \*\* CELLS 1,2 & 5 - Possible false reading due to foam on top of water column





## APPENDIX D ION BALANCE CALCULATION

An ion balance calculation compares the sum of the main cations and anions as milliequivalents/litre ( $\text{meq l}^{-1}$ ): the calculations are presented below. The ion balance calculation for leachates and leachate contaminated groundwaters is more complex than uncontaminated groundwater because:

- the contribution of carboxylic acids to the alkalinity measurement may be significant. This is the availability of ethanoic, propanoic and n-butanoic acids to contribute to the alkalinity measurement between the pH of the sample and pH 4.5 (end point of the alkalinity measurement);
- the dissociation of the acids is pH controlled and has the effect of shifting the end-point of the titration. This must also be calculated;
- the contribution of ammoniacal nitrogen to the alkalinity measurement may be significant and this should be calculated.

Sources of error should be sought *where an ionic imbalance of greater than  $\pm 15\%$  is obtained* for a leachate sample.

The reader is advised to consult a competent chemist regarding ion balance calculations. However, a simple BASIC program which computes an ionic balance for leachates and contaminated groundwaters, which accounts for the points above, is presented in Table D1.

## Appendix Table D1 Ion balance program for leachates

```

5    ! IONIC BALANCE CALCULATIONS PROGRAM
    ! S Blake & D Craft 19 Oct 1988
    !
10   PRINT "Calculation of ionic balance"
    PRINT "-----"
    PRINT "Please note that the following has been assumed:"
    PRINT " (i) Fe present as FeII"
    PRINT " (ii) Three major volatile acids accounted for separately."
    PRINT "(iii) pH affects amount of volatile fatty acid dissociation"
    PRINT " - calculations are made accordingly"
    INPUT "pH ";PH
    INPUT "Acetic acid mg C l-1 ";AC
    INPUT "Propionic acid mg C l-1 ";PR
    INPUT "n-Butyric acid mg C l-1 ";BU

    ! Calculation of concentration of fatty acids available to contribute
    ! to alkalinity measurement between pH of sample and pH 4.5 (end-point
    ! for alkalinity measurement)
    ! NB Fatty acid (FA) concn. in mg C l-1 - converted to mg FA l-1

20   CAC=AC*2.50/(1+(10**-(PH))/(1.7539*10**-5))-AC*2.50/(1+(10**-(4.5))/(1.7539*10**-5))
    CPR=PR*2.06/(1+(10**-(PH))/(1.3366*10**-5))-PR*2.06/(1+(10**-(4.5))/(1.3366*10**-5))
    CBU=BU*1.83/(1+(10**-(PH))/(0.8913*10**-5))-BU*1.83/(1+(10**-(4.5))/(0.8913*10**-5))

    ALKAC=CAC*50/60          ! RCOOH = CaCO3
    ALKPR=CPR*50/74         !
    ALKBU=CBU*50/88         ! RCOO- = CO32- / 2
    ALKFA=ALKBU+ALKPR+ALKAC !

    PRINT "Fatty Acid Alkalinity = ";ALKFA;" mg/l CaCO3"
    PRINT " Ac = ";ALKAC;" Pr = ";ALKPR;" Bu = ";ALKBU;
    PRINT
    INPUT "mg Ca l-1 ";CA
    INPUT "mg Mg l-1 ";MG
    INPUT "mg Na l-1 ";NA
    INPUT "mg K l-1 ";K
    INPUT "mg Fe l-1 ";FE
    INPUT "mg NH3-N l-1";NH3
    ! Calculation of concentration of ammonia available to contribute
    ! to alkalinity measurement between pH of sample and pH 4.5 (end-point
    ! for alkalinity measurement)
    ! NB Ammonia concn. in mg N l-1 - converted to mg NH3 l-1
    ! kw/kb (NH3) = 5.637*10**-10
    ! kb (NH3 aq) = 1.744*10**-5 @25C

    CNH3=NH3*(17/14)*(10**-(4.5)/(5.637*10**-10+10**-(4.5)))-NH3*(17/14)*(10**-(PH)/(5.637*10**-10+10**-(PH)))

25   IF CNH3<0 THEN LET CNH3=0 ELSE GOTO 26 ! i.e. if pH < 4.5
26   ALKNH3=CNH3*50/17

    PRINT "Ammoniacal Alkalinity = ";ALKNH3;" mg l-1 CaCO3"
    PRINT

    INPUT "mg CaCO3 l-1";TOTALK
    INPUT "mg Cl l-1 ";CL
    INPUT "mg SO4 l-1 ";SO4
    INPUT "mg NO3-N l-1";NO3
    INPUT "mg Pi l-1 ";P

```



! Ionic contribution of Ac, Pr, Bu and NH4+ at pH of sample

```
PHCAC=AC*2.5/(1+(10**PH)/(1.7539*10**-5))
PHCPR=PR*2.06/(1+(10**PH)/(1.3366*10**-5))
PHCBU=BU*1.83/(1+(10**PH)/(0.8913*10**-5))
PHNH3=NH3*(17/14)*(10**PH)/(1.774*10**-5+10**PH)
CTOT=(CA*2/40.07)+(MG*2/24.32)+(NA/22.997)+(K/39.096)+(FE*2/55.84)+&
(PHNH3/17)
```

! Check to find if measured alkalinity less/greater than sum of  
! fatty acid & ammoniacal 'alkalinity'.....

```
27  IF TOTALK<(ALKNH3+ALKFA) THEN LET TOTALK=ALKNH3+ALKFA ELSE GOTO 30
30  ATOT=((TOTALK-ALKNH3-ALKFA)*2/100.09)+(CL/35.457)+(SO4*2/96.064)+(NO3/14.008)+&
    +(P*3/30.97)+(PHCPR/74)+(PHCAC/60)+(PHCBU/88)

    PRINT "Cations . . . . ";CTOT
    PRINT "Anions . . . . ";ATOT
    PRINT "Difference (C-A) ";CTOT-ATOT
    PRINT ""

40  IF (CTOT<ATOT) THEN GOTO 100 ELSE GOTO 200

100  CDEF=(ATOT-CTOT)*100/ATOT
    PRINT "% Cation Deficiency [(A-C)/C]=";CDEF;"%"
    GOTO 500

200  ADEF=(CTOT-ATOT)*100/CTOT
    PRINT "% Anion Deficiency [(C-A)/A]=";ADEF;"%"
    GOTO 500

500  INPUT "Have you finished [N] ";ANSS
510  IF (ANSS="y" OR ANSS="Y") THEN GOTO 520 ELSE GOTO 10
520  END
```

---

